



# Third Reality 3RMS16BZ Wireless Motion Sensor User Manual

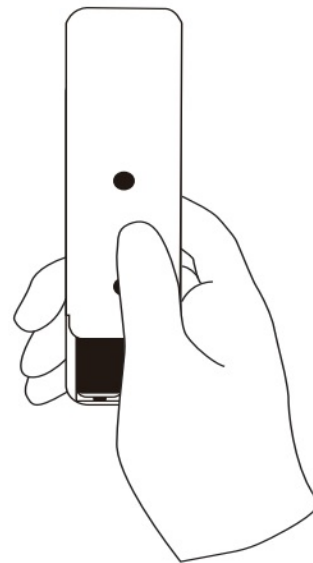
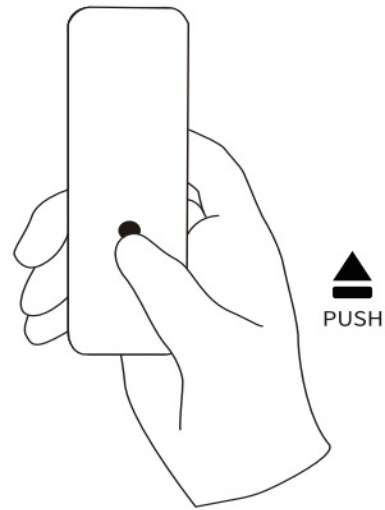
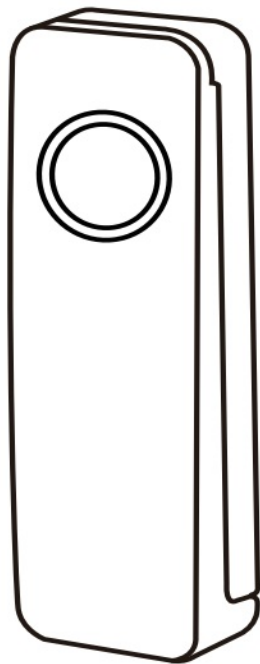
[Home](#) » [THIRD REALITY](#) » Third Reality 3RMS16BZ Wireless Motion Sensor User Manual 



THIRD REALITY

**3RMS16BZ**

**Wireless Motion Sensor  
User Manual**



## Contents

- [1 Setting up you Wireless Motion Sensor](#)
- [2 Using your Wireless Motion Sensor](#)
- [3 FCC Statement](#)
- [4 Documents / Resources](#)
- [5 Related Posts](#)

## Setting up you Wireless Motion Sensor

1. Follow instructions in the Alexa App to set up your Amazon Echo smart speaker.
2. Push the back cover up to open the Wireless Motion Sensor ( Figure 1). Then place two AAA 1.5V Alkaline batteries inside the sensor.
3. Long press the inside button of the sensor to get it in pairing mode. Release the hold until you see the red LED turn on. After you release the hold, LED will change to a blue fast blinking that indicates the Wireless Motion Sensor is now ready to be set up.
4. Say "Alexa, discover my devices" or configure Third Reality Wireless Motion Sensor by using Alexa App to complete the setup. \*For help and troubleshooting, visit the Alexa app.)

5. Put the sensor's back cover back and make sure it is closed well.

## Using your Wireless Motion Sensor

Certain environmental conditions can cause false triggers. Avoid placing the Wireless Motion Sensor in direct sunlight or near heat sources like hot air vents or portable heaters or steam from showers.

1. Dry clean the installation area such as the wall. Remove the protective layer of the double-sided tape of the sensor and simply stick the sensor to the installation area.

\* Wireless motion sensor can be only applied indoors.

2. When motion is detected, you will receive a message alert through Alexa App.

## FCC Statement

Any changes or modifications not expressly approved by the party responsible for compliance could void the user's authority to operate the equipment. This device complies with part 15 of the FCC Rules. Operation is subject to the following two conditions:

1. This device may not cause harmful interference, and
2. This device must accept any interference received, including interference that may cause undesired operation.

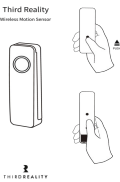
### FCC Radiation Exposure Statement:

This equipment complies with FCC radiation exposure limits set forth for an uncontrolled environment. This equipment should be installed and operated with a minimum distance of 20cm between the radiator& your body.

**Note:** This equipment has been tested and found to comply with the limits for a Class B digital device, pursuant to part 15 of the FCC Rules. These limits are designed to provide reasonable protection against harmful interference in a residential installation. This equipment generates, uses, and can radiate radio frequency energy and, if not installed and used in accordance with the instructions, may cause harmful interference to radio communications. However, there is no guarantee that interference will not occur in a particular installation. If this equipment does cause harmful interference to radio or television reception, which can be determined by turning the equipment off and on, the user is encouraged to try to correct the interference by one or more of the following measures:

- Reorient or relocate the receiving antenna.
- Increase the separation between the equipment and receiver.
- Connect the equipment into an outlet on a circuit different from that to which the receiver is connected.
- Consult the dealer or an experienced radio/TV technician for help.

## Documents / Resources

 The image shows the Third Reality 3RMS16BZ Wireless Motion Sensor. It is a white, rectangular device with a circular lens on the front. The top of the device has the text 'Third Reality' and 'Wireless Motion Sensor'. The bottom has the 'THIRD REALITY' logo. To the right of the device, there are two small diagrams: one showing a hand holding the device and another showing the device being stuck to a wall.	<p><a href="#">Third Reality 3RMS16BZ Wireless Motion Sensor</a> [pdf] User Manual 3RMS16BZ Wireless Motion Sensor, Wireless Motion Sensor, Motion Sensor</p>
---	---