

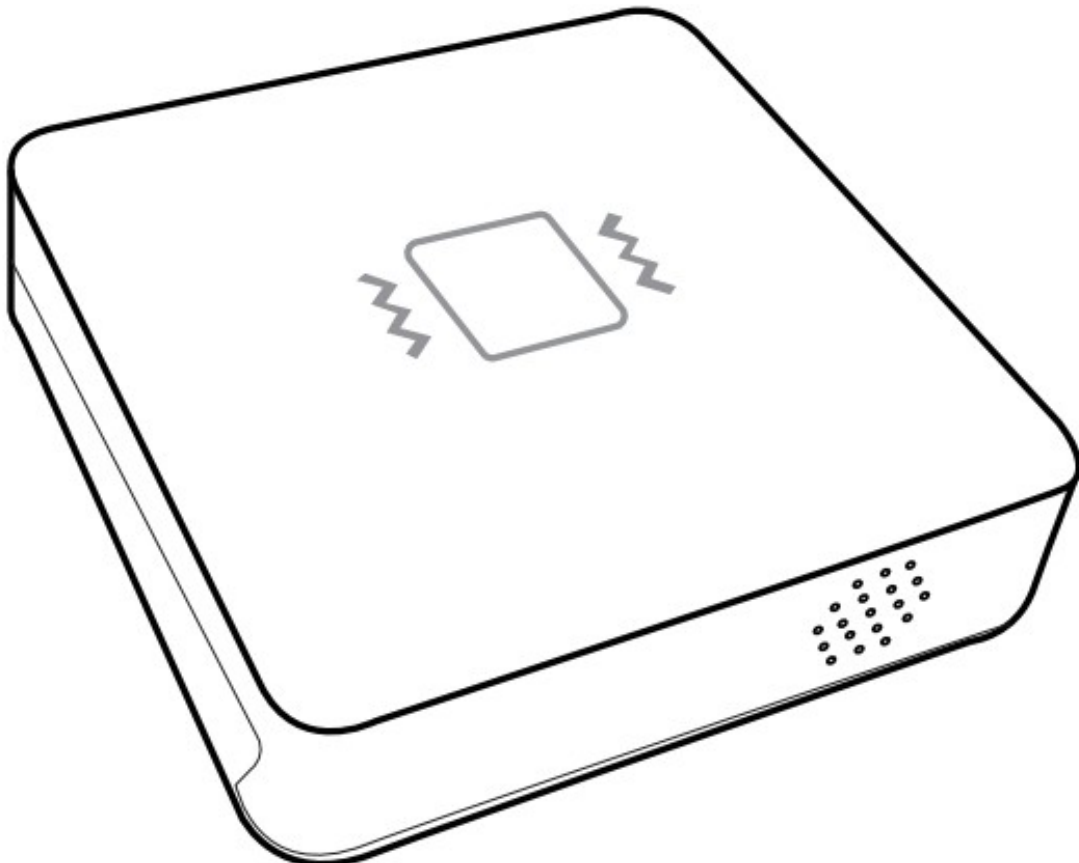


# THIRD REALITY 2BAGQ-3RVS01031Z Zigbee Vibration Sensor User Manual

[Home](#) » [THIRD REALITY](#) » THIRD REALITY 2BAGQ-3RVS01031Z Zigbee Vibration Sensor User Manual 



## THIRD REALITY 2BAGQ-3RVS01031Z Zigbee Vibration Sensor User Manual



Vibration Sensor  
Quick Start Guide

## Contents

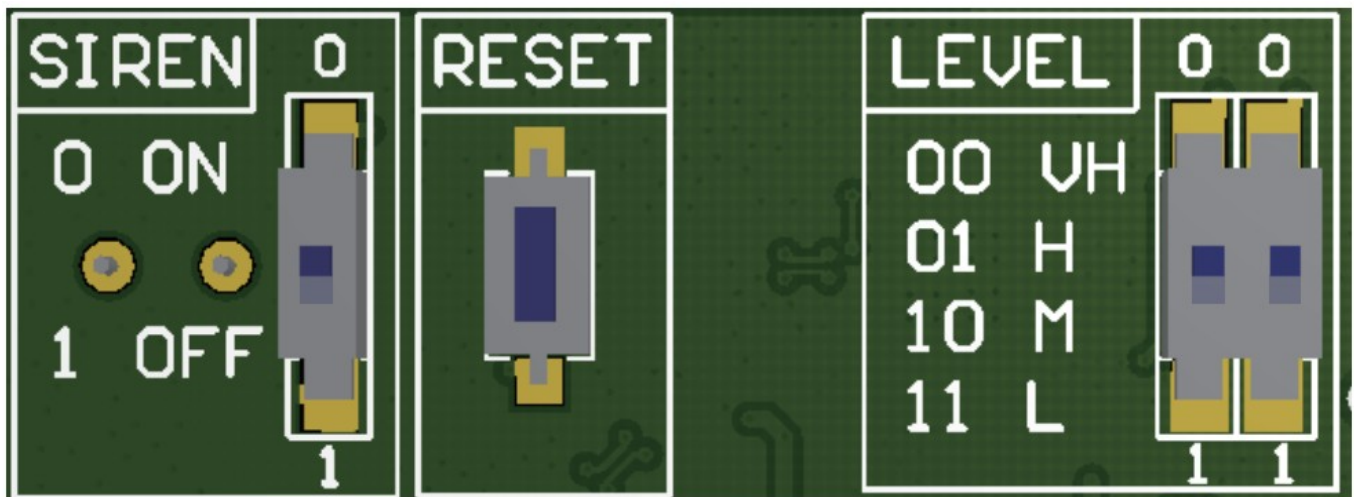
- 1 Introduction
- 2 Specification
- 3 Setup
- 4 Installation
- 5 FCC Regulatory Conformance
- 6 RF Exposure
- 7 Limited Warranty
- 8 Documents / Resources
  - 8.1 References

## Introduction



Third Reality Zigbee Vibration Sensor can be used to detect the vibration and movement of objects, it is designed for indoor use only. It can be integrated into Amazon Alexa, SmartThings, Hubitat, Home Assistant and Third Reality App etc. through Zigbee protocol, it can be used to create routines like alerts of window breaks and washing machines/dryers monitoring etc.

## Specification





Operating Temp	32 to 104 F(0 to 40 °C) Indoor Use Only
Power Supply	2 × AAA Batteries
Dimensions	2.19" × 2.20" × 0.48" ( 5.56cm×5.59cm ×1.23cm)
Protocol	Zigbee 3.0



Siren Setting:

	
0	1
ON	OFF

Sensitivity Setting:

			
00	01	10	11
Very High	High	Medium	Low

## Setup

1. Remove the plastic insulator to power the Vibration Sensor.
2. When the sensor is powered up for the first time, it enters pairing mode automatically, and it exits pairing mode if not paired within 3 minutes, to put it into pairing mode again by pressing the reset button for 5 seconds.
3. Follow the instructions of Zigbee hubs to pair the sensor. Turn on/off the beeping alarm with the single toggle switch, and set the sensitivity(4 levels) with the dual toggle switches.

## Installation

Simply place the Vibration Sensor on top of the object to be monitored, or use double-sided tape to stick it anywhere as desired.

## FCC Regulatory Conformance

This device complies with part 15 of the FCC rules. Operation is subject to the following two conditions: (1) this device may not cause harmful interference, and (2) this device must accept any interference received, including interference that may cause undesired operation.

Changes or modifications not expressly approved by the party responsible for compliance could void the user's authority to operate the equipment.

**NOTE:** This equipment has been tested and found to comply with the limits for a Class B digital device, pursuant to part 15 of the FCC Rules. These limits are designed to provide reasonable protection against harmful interference in a residential installation.

This equipment generates uses and can radiate radio frequency energy and, if not installed and used in accordance with the instructions, may cause harmful interference to radio communications. However, there is no guarantee that interference will not occur in a particular installation. If this equipment does cause harmful interference to radio or television reception, which can be determined by turning the equipment off and on, the user is encouraged to try to correct the interference by one or more of the following measures:

- Reorient or relocate the receiving antenna.
- Increase the separation between the equipment and receiver.
- Connect the equipment into an outlet on a circuit different from that to which the receiver is connected.
- Consult the dealer or an experienced radio/TV technician for help important announcement

### Important Note:

**NOTE:** The manufacturer is not responsible for any radio or TV interference caused by unauthorized modifications to this equipment. Such modifications could void the user's authority to operate the equipment.

## RF Exposure

This equipment complies with FCC radiation exposure limits set forth for an uncontrolled environment. This transmitter must not be co-located or operating in conjunction with any other antenna or transmitter.


## Limited Warranty

For limited warranty, please visit [www.3reality.com/devicesupport](http://www.3reality.com/devicesupport)

For customer support, please contact us at [info@3reality.com](mailto:info@3reality.com) or visit [www.3reality.com](http://www.3reality.com)

For help and troubleshooting related to Amazon Alexa, visit the Alexa app.

## Documents / Resources

	<a href="#">THIRD REALITY 2BAGQ-3RVS01031Z Zigbee Vibration Sensor</a> [pdf] User Manual 2BAGQ-3RVS01031Z Zigbee Vibration Sensor, 2BAGQ-3RVS01031Z, Zigbee Vibration Sensor , Vibration Sensor, Sensor
---	---

## References

- [Smart Hardware | IOT platform | Third Reality, inc | China](#)
- [Device Support | 3reality-Live Update](#)