

THINKWARE
XD100 Dash Cam
Comparison



thinkware XD100 Dash Cam Comparison User Guide


[Home](#) » [THINKWARE](#) » thinkware XD100 Dash Cam Comparison User Guide 

Contents

- 1 think ware XD100 Dash Cam Comparison
- 2 Power the Dash Cam
- 3 Download the App
- 4 Connect to the App
- 5 Install the Front Camera
- 6 Install the Rear View Camera
- 7 Dash Cam Settings in the App
- 8 FAQ & Help Desk
 - 8.1 OCR Result(Auto-Detect)
 - 8.2 Translated(English)
- 9 Documents / Resources
 - 9.1 References

THINKWARE

think ware XD100 Dash Cam Comparison




Power the Dash Cam

Use one of the following options

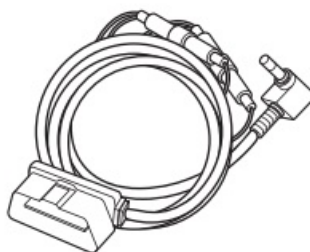
The included cable options vary depending on the dash cam model purchased.



12V Power Cable



Hardwiring Cable*



OBD-II Cable*

Download the App

Download the THINKWARE DASHCAM LINK

App On your smartphone, open the Google Play Store or Apple App Store and download and install THINKWARE DASH CAM LINK.



THINKWARE DASH CAM LINK



Apple Store (iOS)

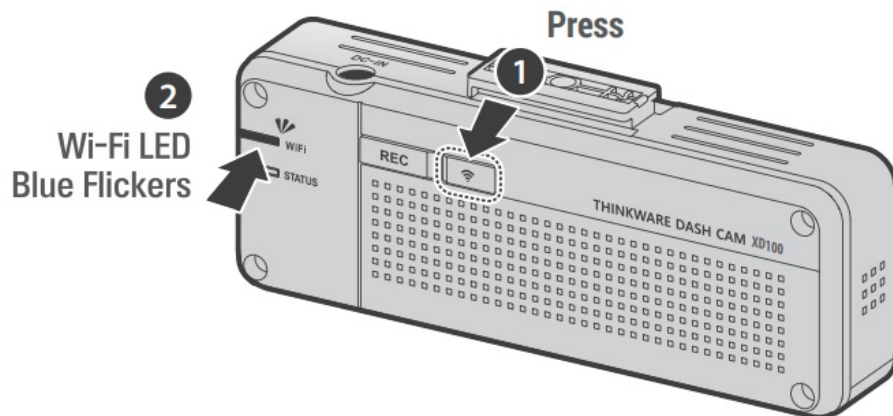


Google Play Store (Android)

Connect to the App

Follow the on-screen instructions

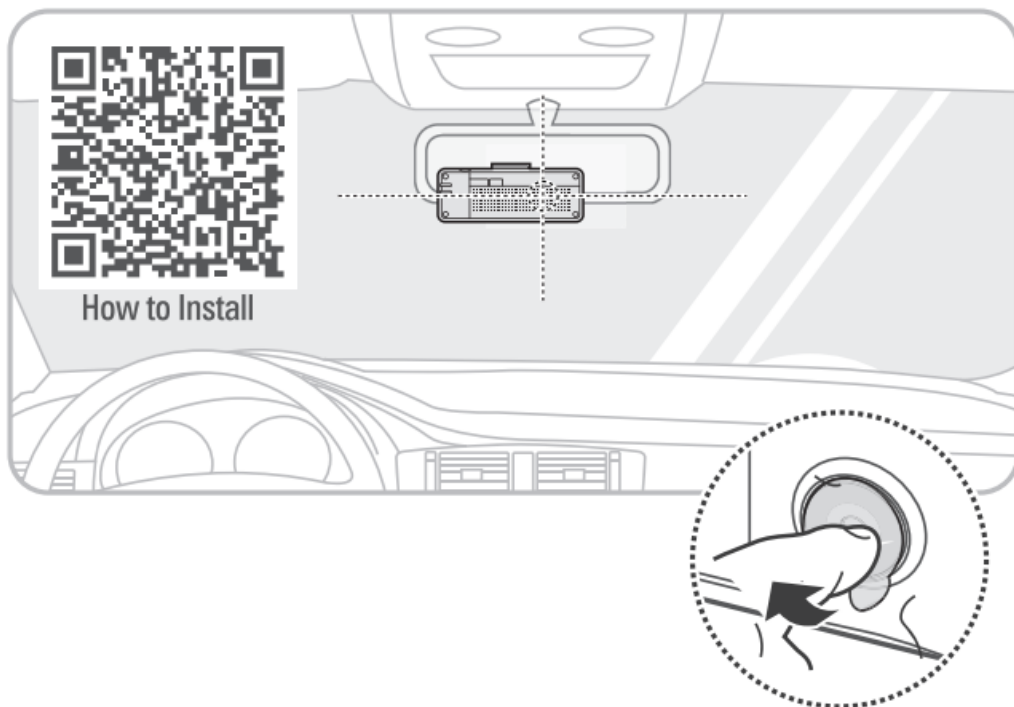
1. Press the Wi-Fi button on the Dash Cam.



Won't connect to the App?

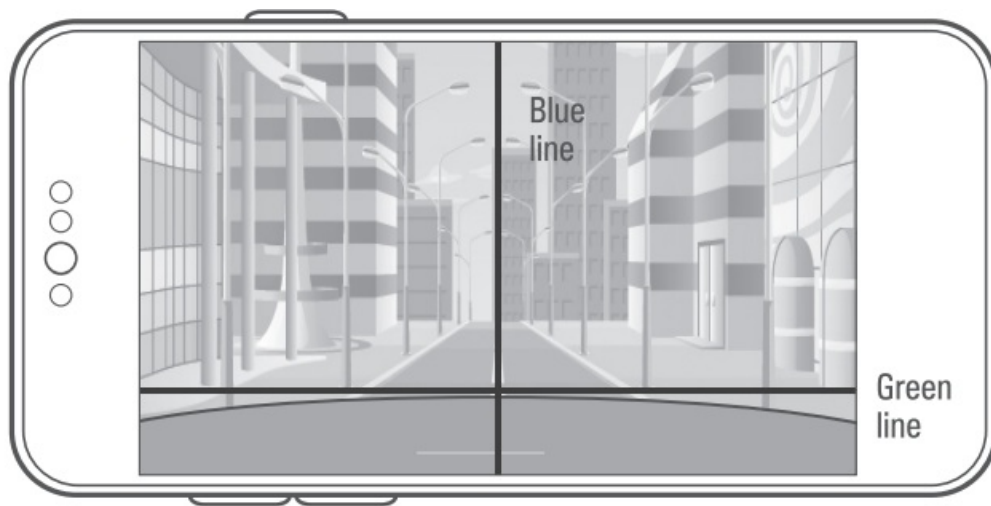


Install the Front Camera

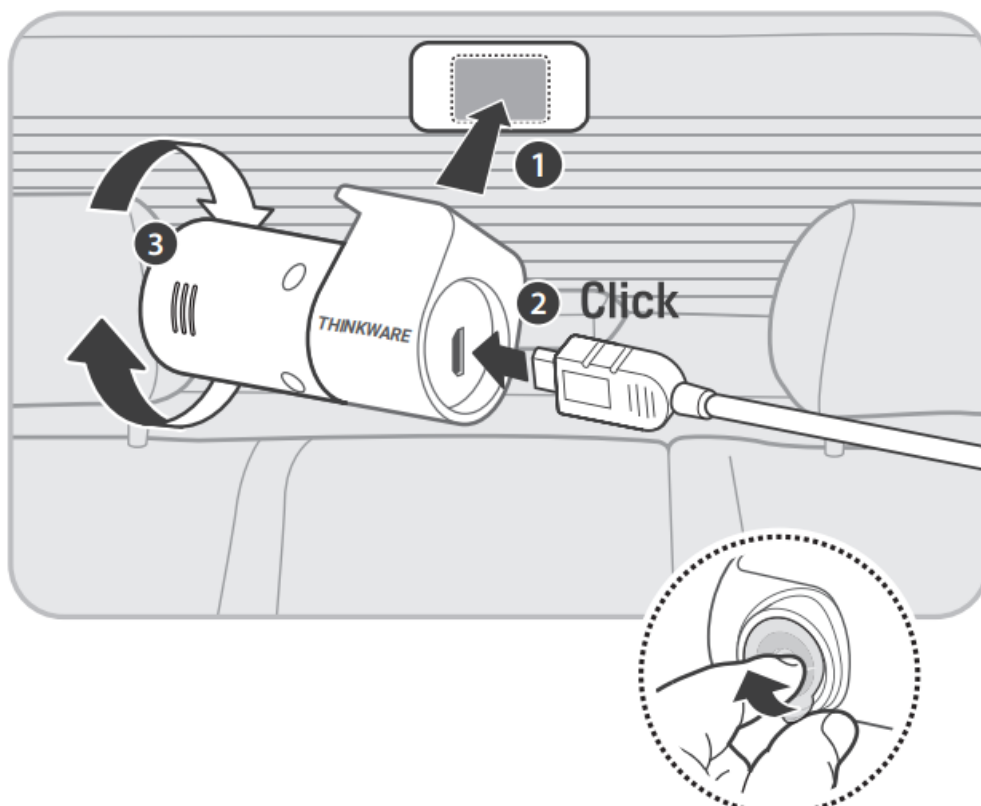


Open Live View in the app

- The blue line with the center
- Green line with the front edge of the hood

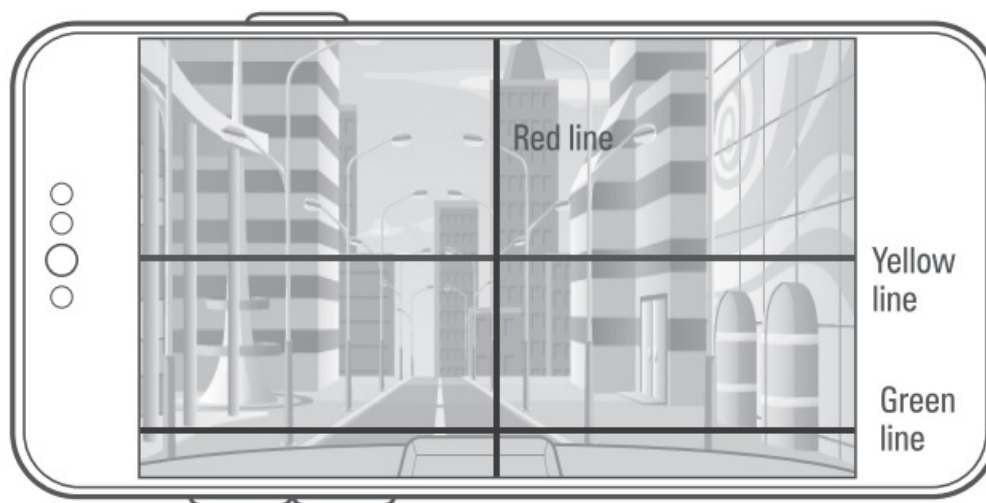


Install the Rear View Camera



Open Live View Rear Camera in the App

- Red line with the trunk center
- Yellow line with the center of the horizon
- Green line with the trunk line



Dash Cam Settings in the App

Default settings out of the box

The default settings are as follows, and you have the option to adjust them according to your preference.

| Options | Description |
|--------------------|--------------|
| Voice Recording | Enabled |
| System Volume | 0 1 2 3 |
| Parking Mode | Disabled |
| Super Night Vision | Parking Mode |
| ADAS | Disabled |
| Speed Stamp | Enabled |
| Safety Camera | Enabled |

FAQ & Help Desk

Still have questions or issues?

For further assistance or to report any issues, please contact our support team.


- North America 1 [844-865-9273](tel:844-865-9273) support@thinkware.com
- United Kingdom 44 (0) 333-121-0008 support.eu@thinkware.com
- European Union (+49) 69-943-22200 support@thinkware.com

Please refer to CS Information QR in the box for other countries.



FAQs & Help Desk

Documents / Resources

| | |
|---|--|
|  | thinkware XD100 Dash Cam Comparison [pdf] User Guide Q850, XD100, XD100 Dash Cam Comparison, XD100, Dash Cam Comparison, Cam Comparis on, Comparison |
|---|--|

References

- [User Manual](#)

[Manuals+](#), [Privacy Policy](#)

This website is an independent publication and is neither affiliated with nor endorsed by any of the trademark owners. The "Bluetooth®" word mark and logos are registered trademarks owned by Bluetooth SIG, Inc. The "Wi-Fi®" word mark and logos are registered trademarks owned by the Wi-Fi Alliance. Any use of these marks on this website does not imply any affiliation with or endorsement.