

THINKWARE
Q850 2K Front
and Rear Dash
Cam



thinkware Q850 2K Front and Rear Dash Cam User Guide

[Home](#) » [THINKWARE](#) » thinkware Q850 2K Front and Rear Dash Cam User Guide 

Contents

- [1 thinkware Q850 2K Front and Rear Dash Cam](#)
- [2 Power the Dash Cam](#)
- [3 Download the App](#)
- [4 Connect to the App](#)
- [5 Install the Front Camera](#)
- [6 Install the Rear View Camera](#)
- [7 Dash Cam Settings in the App](#)
- [8 FAQ & Help Desk](#)
- [9 Documents / Resources](#)
 - [9.1 References](#)

THINKWARE

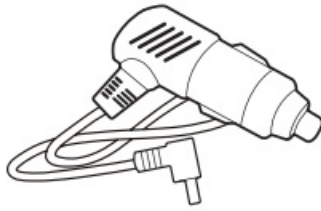
thinkware Q850 2K Front and Rear Dash Cam




Power the Dash Cam

Use one of the following options

The included cable options vary depending on the dash cam model purchased.



12V Power Cable



Hardwiring Cable*



OBD-II Cable*

To enable Parking Surveillance mode, the dash cam needs to be powered by either the OBD-II Cable or Hardwiring Cable (professional installation recommended).

Download the App

Download the THINKWARE DASHCAM LINK App

On your smartphone, open the Google Play Store or Apple App Store and download and install THINKWARE DASH CAM LINK.



THINKWARE DASH CAM LINK



Apple Store (iOS)

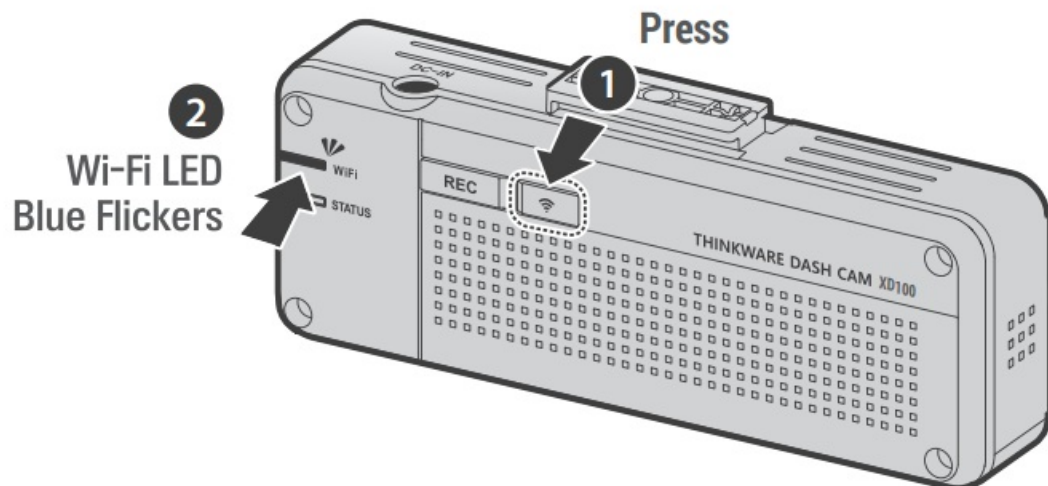


Google Play Store (Android)

Connect to the App

Follow the on-screen instructions

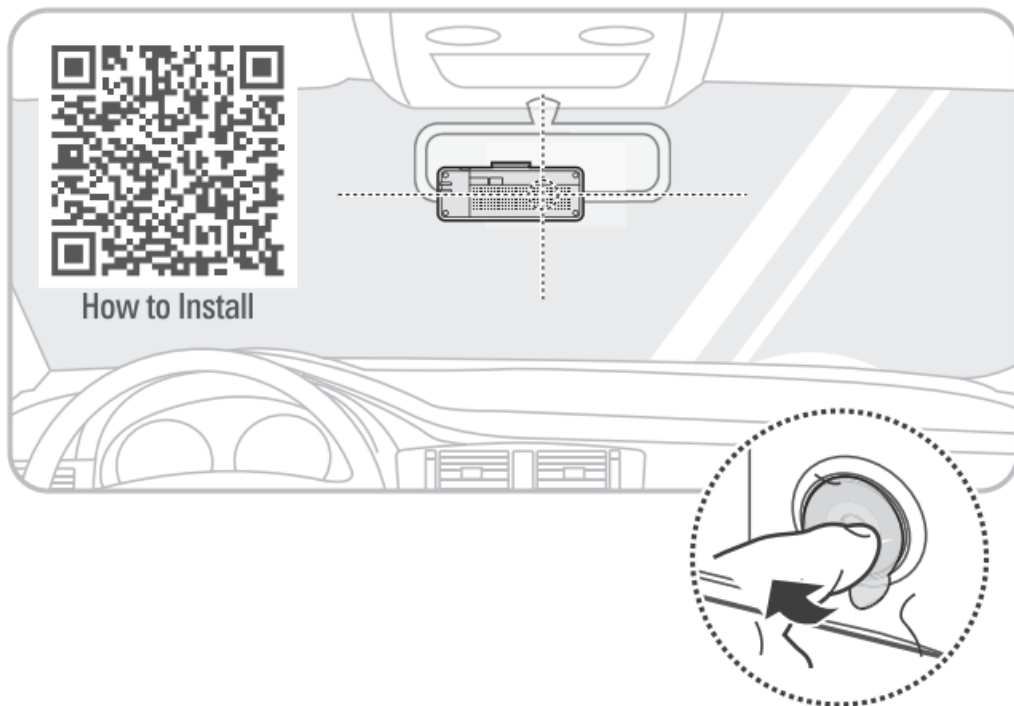
1. Press the Wi-Fi button on the Dash Cam.



Won't connect to the App?

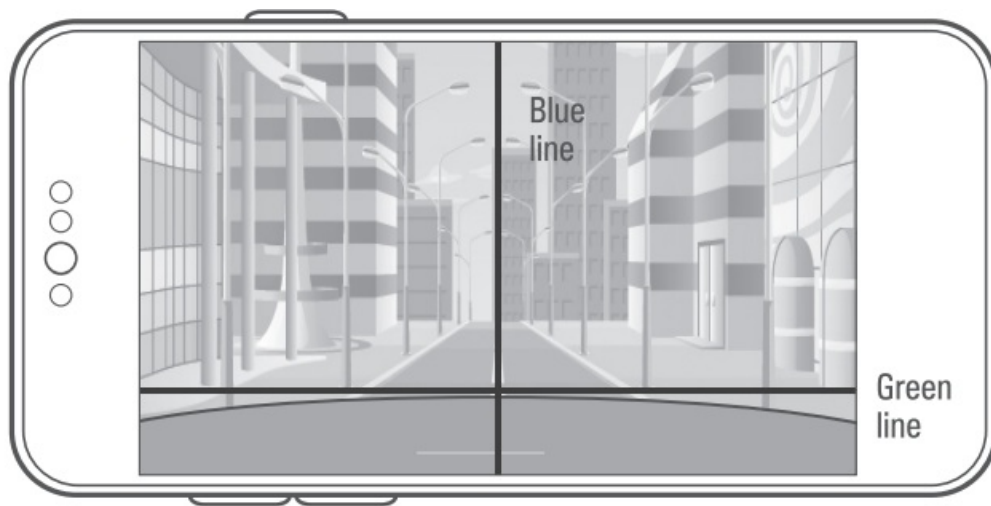


Install the Front Camera

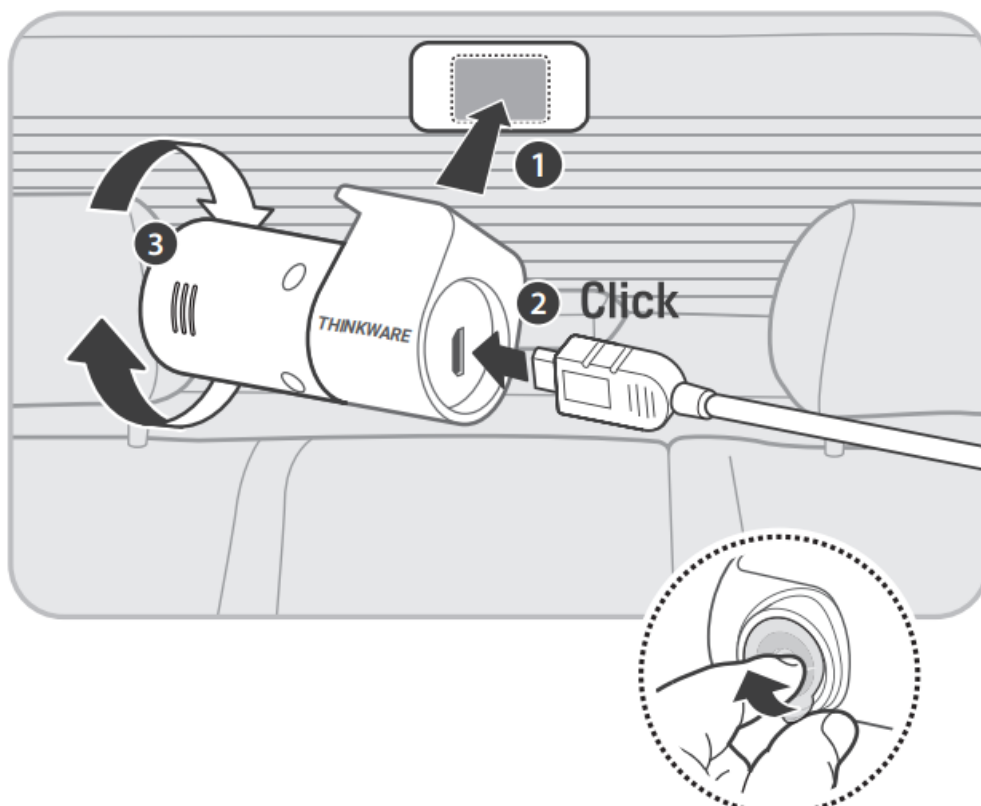


Open Live View in the app

- The blue line with the center
- Green line with the front edge of the hood

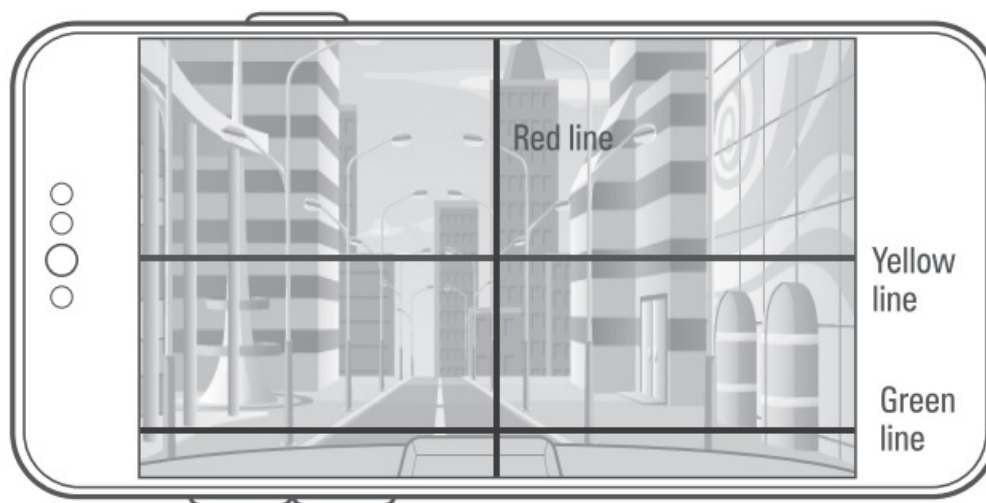


Install the Rear View Camera



Open Live View Rear Camera in the App

- Red line with the trunk center
- Yellow line with the center of the horizon
- Green line with the trunk line



Dash Cam Settings in the App

Default settings out of the box

The default settings are as follows, and you have the option to adjust them according to your preference.

Options	Description
Voice Recording	Enabled
System Volume	0 1 2 3
Parking Mode	Disabled
Super Night Vision	Parking Mode
ADAS	Disabled
Speed Stamp	Enabled
Safety Camera	Enabled

FAQ & Help Desk

Still, have questions or issues?

For further assistance or to report any issues, please contact our support team.

- North America 1 [844-865-9273](tel:844-865-9273) support@thinkware.com
- United Kingdom 44 (0) 333-121-0008 support.eu@thinkware.com
- European Union (+49) 69-943-22200 support@thinkware.com

Please refer to CS Information QR in the box for other countries.



FAQs & Help Desk

Documents / Resources

<div>THINKWARE DASH CAM™</div> <div>Quick Start Guide</div> <div>XD100</div>	<div>thinkware Q850 2K Front and Rear Dash Cam [pdf] User Guide</div> <div>Q850, XD100, Q850 2K Front and Rear Dash Cam, Q850, 2K Front and Rear Dash Cam, and Rear Dash Cam, Rear Dash Cam, Dash Cam, Cam</div>
--	--

References

- [User Manual](#)

[Manuals+](#), [Privacy Policy](#)

This website is an independent publication and is neither affiliated with nor endorsed by any of the trademark owners. The "Bluetooth®" word mark and logos are registered trademarks owned by Bluetooth SIG, Inc. The "Wi-Fi®" word mark and logos are registered trademarks owned by the Wi-Fi Alliance. Any use of these marks on this website does not imply any affiliation with or endorsement.