



THINKRIDER SPTTHR012 Bluetooth 4.0 and ANT + Technology Dual Mode Heart Rate Sensor User Manual

[Home](#) » [ThinkRider](#) » THINKRIDER SPTTHR012 Bluetooth 4.0 and ANT + Technology Dual Mode Heart Rate Sensor User Manual 

THINKRIDER SPTTHR012 Bluetooth 4.0 and ANT + Technology Dual Mode Heart Rate Sensor User Manual



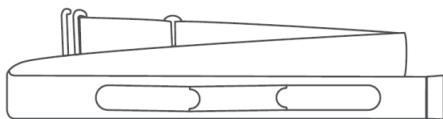
Thank you for purchasing this Heart Rate Sensor. This device supports both Bluetooth 4.0 and ANT+ technology, real-time monitoring heart rate, and data is transmitted wirelessly to your phone or sports watch. With Sports & Fitness APP, records and stores your every movement heart rate.

***IMPORTANT:** This product is for sport purposes only and it is not meant to replace any medical advice.

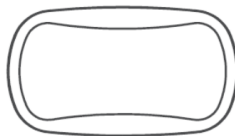
Contents

- 1 Device Overview
- 2 How to use
- 3 Compatible with most popular Apps
- 4 Caring for your device
- 5 Batteries
- 6 Heart Rate Sensor specifications
- 7 Warranty Conditions
- 8 Documents / Resources
 - 8.1 References
- 9 Related Posts


Device Overview



Chest Strap x 1



Heart Rate Connector x 1
(Installed CR2032)




User Manual
x1

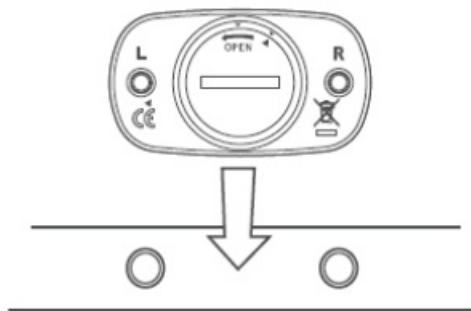
How to use

Wear the Heart Rate Sensor

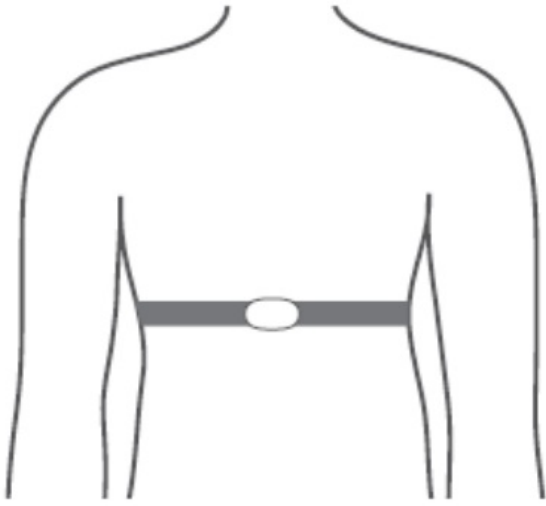
Moisten the electrode areas of the chest strap



Attach the connector to the chest strap, marked "L" towards left;



Adjust the strap length to fit tightly but comfortably. Check that the moist electrode areas are firmly against your skin.



Compatible with most popular Apps

Zwift / Edmodo / Polar Beat / Runtastic Sports Tracker / Wahoo Fitness

Caring for your device

This device is a high-tech instrument that should be handled with care. Follow the caring instructions to ensure reliable measurement and to maximize the life span of the heart rate sensor.

Heart rate connector

Detach the connector from the strap after every use and dry the connector with a soft towel. Do not use cleaning chemicals.

Chest strap

Rinse the strap under running water after every use and hang to dry. Cleaning of strap in a washing machine or dryer is strongly prohibited.

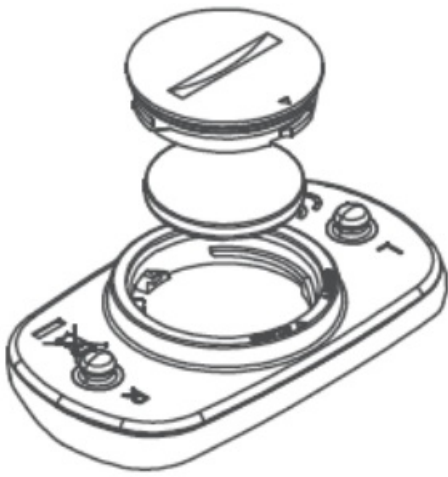
- Never use cleaning chemicals. (Cleaning chemicals may cause chest fast aging, shorten service life).
- Do not stretch the strap or bend the electrode areas sharply.
- Do not store the heart rate sensor wet in non-breathing material, to prevent snap oxidation. Dry and store the strap and the connector.

Batteries

This device uses the CR2032 battery, which has been installed in the heart rate connector. The battery life is 300 hours.

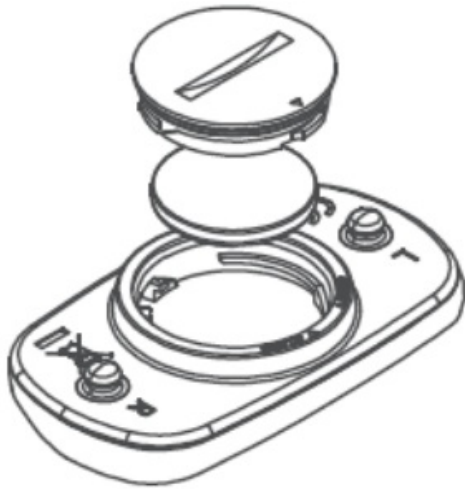
Battery replacement

Using a coin, twist the battery door counter clockwise until it clicks out of place.



Remove the battery, and the battery according to the location of the regulations to dispose of the battery correctly.

Replace the battery positive (+) side up. Use a coin to twist the battery door back into place.



To avoid danger, batteries should be kept away from the children's area.

Heart Rate Sensor specifications

Weight	55g
Heart Rate Range	30~240 BPM
Wireless Transmission	Bluetooth 4.0 & ANT+
Transmission Distance	Bluetooth 4.0: 10 m ANT+: 6m
Battery Life	300 Hours
Water Proof	IP67
Size	59.5 x 33.5 x 10.5 mm
Strap Adjustable	L: 65~95cm

All technology will be subject to actual.

Suitable Model:



iOS7.0 system version above, iPhone 4s or later.



Any Bluetooth 4.0 enabled Android device with Android 4.3 or later.

Special note:

The heart rate monitor has start or stop button.

After wearing it on chest and against skin, the monitor will start to work

Warranty Conditions

A new product purchased in the Alza.cz sales network is guaranteed for 2 years. If you need repair or other services during the warranty period, contact the product seller directly, you must provide the original proof of purchase with the date of purchase.

The following are considered to be a conflict with the warranty conditions, for which the claimed claim may not be recognized:

- Using the product for any purpose other than that for which the product is intended or failing to follow the instructions for maintenance, operation, and service of the product.
- Damage to the product by a natural disaster, the intervention of an unauthorized person or mechanically through the fault of the buyer (e.g., during transport, cleaning by inappropriate means, etc.).
- Natural wear and aging of consumables or components during use (such as batteries, etc.).
- Exposure to adverse external influences, such as sunlight and other radiation or electromagnetic fields, fluid intrusion, object intrusion, mains overvoltage, electrostatic discharge voltage (including lightning), faulty supply or input voltage and inappropriate polarity of this voltage, chemical processes such as used power supplies, etc.
- If anyone has made modifications, modifications, alterations to the design or adaptation to change or extend the functions of the product compared to the purchased design or use of non-original components.

Dear customer,

Thank you for purchasing our product. Please read the following instructions carefully before first use and keep this user manual for future reference. Pay particular attention to the safety instructions. If you have any questions or comments about the device, please contact the customer line.

✉ www.alza.co.uk/kontakt

☎ +44 (0)203 514 4411







Importer Alza.cz1522/53, 170 00 Praha 7, www.alza.cz

Documents / Resources



THINKRIDER SPTTHR012 Bluetooth 4.0 and ANT + Technology Dual Mode Heart Rate Sensor [pdf] User Manual
SPTTHR012 Bluetooth 4.0 and ANT Technology Dual Mode Heart Rate Sensor, SPTTHR012, Bluetooth 4.0 and ANT Technology Dual Mode Heart Rate Sensor, Dual Mode Heart Rate Sensor, Mode Heart Rate Sensor, Heart Rate Sensor, Sensor

References

-  [Alza.sk – rýchly a pohodlný nákup odkiaľkoľvek | alza.sk](https://alza.sk)
-  alza.at
-  alza.co.uk
-  alza.de
-  alza.hu
-  alza.sk