



ThermaCell Tree Hanger for Portable Repellers User Manual

[Home](#) » [THERMACELL](#) » ThermaCell Tree Hanger for Portable Repellers User Manual 

Contents

- [1 Tree Hanger for Portable Repellers User Manual](#)
- [2 TREE HANGER](#)
- [3 Download](#)
- [4 Related Posts](#)

Tree Hanger for Portable Repellers User Manual

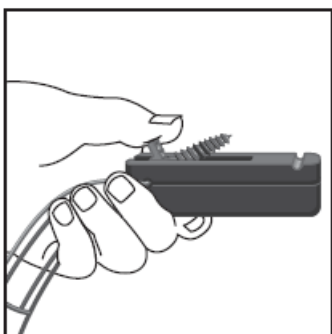


TREE HANGER

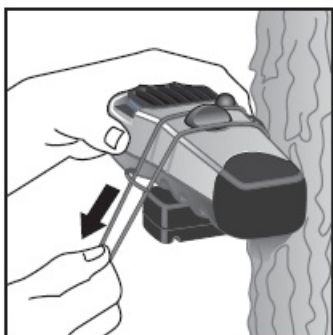
Only use with Thermacell Mosquito Repellent products.

To install into wood surface:

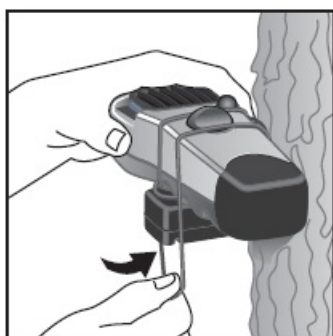
1. Move tab to expose screw; lock in mounting position.
2. Firmly push the screw into a wooden surface.
3. Turn clockwise until screw is completely into the wooden surface. The Thermacell logo should be facing up.



3. Turn Thermacell repeller on. Place the repeller across the tree hanger base and pull rubber strap across the top of the repeller. Do not rest the rubber strap over grill area.

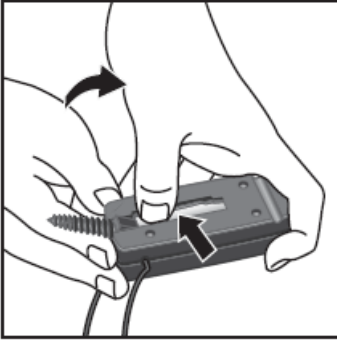


4. Secure the rubber strap into groove on the tree hanger base.



To remove:

1. Turn repeller off



2. Release rubber strap and remove repeller. Do not touch the repeller grill, it will be HOT.
3. Unscrew hanger counter clock-wise.
4. Fold screw down by compressing pocket knife style line lock.
5. Store in a safe place out of reach of children.

Download

Tree Hanger for Portable Repellers User Manual – [[Download PDF](#)]
