



## Thermacell EX-Series Mosquito Repeller User Manual

[Home](#) » [THERMACELL](#) » Thermacell EX-Series Mosquito Repeller User Manual 

### Contents

- 1 Thermacell EX-Series Mosquito Repeller User Manual
- 2 How It Works
- 3 EX Series
- 4 1. Getting Started
- 5 2. Inserting a Repellent Refill
- 6 3. Using Your Repeller
- 7 Control Panel
- 8 4. Place Your Device
- 9 Care & Storage
- 10 Questions?
- 11 DIRECTIONS FOR USE
- 12 PRECAUTIONARY STATEMENTS
- 13 NVIRONMENTAL HAZARDS
- 14 Download
- 15 Related Posts

**Thermacell EX-Series Mosquito Repeller User Manual**

**IMPORTANT:**

- READ ALL INSTRUCTIONS BEFORE USE
- KEEP OUT OF REACH OF CHILDREN

**CAUTION:**

See Outside Packaging for First Aid and additional precautionary statement.

**How It Works**

The Thermacell EX-Series is an on-demand mosquito repeller.

The rechargeable battery powers a heater that diffuses mosquito repellent from the repellent refill into the air. Turn it on and within 15 minutes you will be protected from mosquitoes in the surrounding area. When finished using it just turn it off. It's that easy. No sprays to wash off and no candles to blow out.



## EX Series


- 1 EX Series Zone Mosquito Repeller
- 1 Rechargeable Mosquito Repellent Refill
- 1 USB Cable



### 1. Getting Started

Your repeller has a rechargeable battery. Prior to first use, fully charge the battery. To charge the battery pull back the rubber cover to expose the USB charging port located on the front of the repeller. Insert the charging cable provided with the repeller. The battery indicator is located below the power button.

#### Device Status



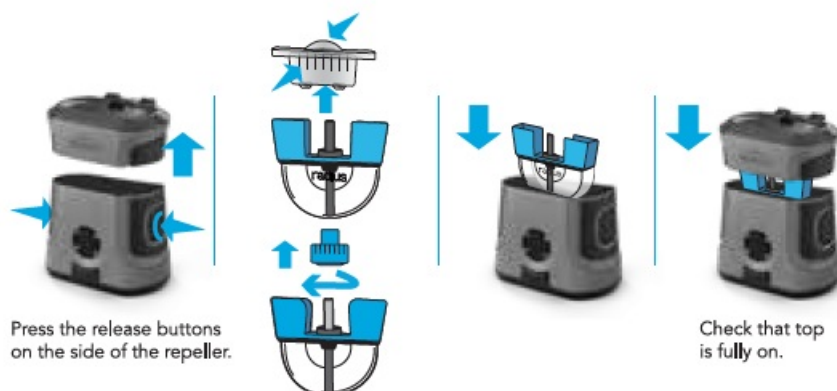
#### Battery Indicator



### 2. Inserting a Repellent Refill


- Remove top from the repeller.
- Remove the cap from a Repellent Refill.

- Insert the Repellent Refill into the repeller.
- Replace the repeller top taking care not to damage the Repellent Refill wick.



Use only with Thermacell Repellent Refills.

### 3. Using Your Repeller

- Press the power button to turn on.
- The repeller will sound with an ascending tone and the battery indicator will illuminate with current battery level. The repeller will then display a chasing pattern of light indicating it is starting to heat up. Once temperature is reached the ring will stay illuminated.
- It can take up to 15 minutes for the Zone to fully establish. 
- To turn off press and hold the power button for two seconds:  
You will hear a descending chime and all lights will turn off.



### Control Panel

Your repeller will communicate different statuses through the control panel.

**Power Button** – Turns device on and off.

**Status Indicator** – A visual communication tool that lets you know the repeller status. No need to pick up the device or get close to check.



- Chasing Pattern: *Unit is warming up*



- Solid Illumination: *Unit is up to temp/  
Actively releasing repellent*

#### 4. Place Your Device

- Repeller is best placed in the center of the desired Zone of repellency.
- If it is windy, place the repeller upwind of where you are sitting.
- Only operate with vent facing up.
- Do not cover repeller while it is in use.
- To protect larger areas use multiple repellers.



#### Care & Storage

Do not store with battery completely discharged for extended periods of time. Batteries should be charged at least once every 3 months during storage.

- Occasionally debris or condensation may build up on your repeller device. Simply use a damp paper towel or rag to wipe away any build up.
- Do not expose the repeller to extended periods of rain or submerge in water.
- Do not expose the repeller to temperatures above 140° F.
- Store at room temperature in a dry environment when not in use.

#### Questions?

We're here to help, 24/7

1-866-753-3837  
service@thermacell.com  
**Thermacell Repellents, Inc.**  
W 26 Crosby Drive  
Bedford, MA 01730 USA

## **DIRECTIONS FOR USE**

It is a violation of Federal Law to use this product in a manner inconsistent with its labeling.

## **STORAGE AND DISPOSAL**

Do not contaminate water, food, or feed by storage and disposal of repellent cartridge.

**Pesticide Storage:** Store in a cool, dry place. Keep container tightly closed and away from children and pets. Keep refills out of direct sunlight.

**Pesticide Disposal and Container Handling:** Non-refillable cartridge. Do not reuse or refill this cartridge.

**If empty:** Place in trash.

**If partly filled:** Call your local solid waste agency for disposal instruction. Never place unused product down any indoor or outdoor drain.

## **PRECAUTIONARY STATEMENTS**

Hazards To Humans And Domestic Animals

### **CAUTION**

Harmful if swallowed. Wash hands thoroughly with soap and water after handling and before eating, drinking, chewing gum, using tobacco or using the toilet.

### **FIRST AID**

**If Swallowed:** Immediately call a poison control center or doctor. Do not induce vomiting unless told to do so by a poison control center or doctor. Do not give any liquid to the person. Do not give anything by mouth to an unconscious person.

**Hotline Number:** Have the product container or label with you when calling a poison control center or doctor or going for treatment. For additional information on this pesticide product (including health concerns, medical emergencies or pesticide incidents), you may call 1-866-753-3837, Monday through Friday, 8:30 AM to 4:30 PM EST. After 4:30 PM, call your poison control center.

**Note to Physician:** Contains petroleum distillate. Vomiting may cause aspiration pneumonia.

## **ENVIRONMENTAL HAZARDS**

Do not apply to water.

**WARRANTY, LIMITATION OF LIABILITY AND DISCLAIMERS:** Thermacell warrants that this product, when used in accordance with this label and all other instructions accompanying this product, complies with the product specifications set forth in this label and the associated instructions. To the extent permitted by applicable Law, Thermacell makes no other warranties, and disclaims all other warranties, express or implied, including but not limited to warranties of merchantability and fitness for a particular purpose. To the extent permitted by applicable law, Thermacell's liability for default, breach or failure of the product to perform in accordance with the product specifications set forth in this Label shall be limited to the amount of the purchase price. To the extent permitted by applicable Law, Thermacell shall have no Liability for incidental or consequential damages resulting from the use or handling of this product.

## **SAVE THESE INSTRUCTIONS**

**IMPORTANT:** READ ALL INSTRUCTIONS BEFORE USE

**ATTENTION:** This product is intended for adult use only. This product is not a toy.

## **IMPORTANT SAFETY INFORMATION. READ CAREFULLY BEFORE USE.**

**NOTICE:** This product contains a Lithium ion battery which is subject to certain transport restrictions. Inspect the product's packaging prior to transport. Do not transport this product if the component housing the battery is damaged. When using rechargeable battery operated products, basic precautions should always be taken. To reduce the risk of injury, close supervision is necessary when a product is used near children.

KEEP OUT OF REACH OF CHILDREN.

DO NOT put fingers, hands, metal or other foreign objects in the product. Do not remove the battery from the equipment housing. Do not store with battery completely discharged for extended periods of time. Batteries should be charged at least once every 3 months during storage. Battery should be discharged and charged after being stored more than a year to maintain optimal battery capacity. The battery should be stored at room temperature in a dry location and should not be placed, charged or stored in high-temperature locations. Exposure of the battery or device to fire or temperature above 130°C/265°F may cause explosion. Only use with battery charger supplied in a properly functional electrical outlet. Charging should be performed at a temperature between 40°F and 110°F. Charging improperly or at temperatures outside of the specified range may damage the battery and increase the risk of fire. Recharge only with a USB or deformities Class 2 Power unit charger marked 5V DC-1000 mA. If any leaks, odors, or deformities are noticed in the structure housing the battery, immediately discontinue use and dispose of safely. Do not expose the device to water or otherwise allow the device to get wet. Do not modify or attempt to repair the device. For service, contact Thermacell. USE ONLY Thermacell Repellent Refills. Thermacell will not be responsible for damage, injury or poor product performance caused by use of any other Repellent Refills or unapproved replacement parts in this Thermacell device.

---

## **Download**

Thermacell EX-Series Mosquito Repeller User Manual – [ [Download PDF](#) ]

---