



Theben SYN 161 h Analog Clock Timer User Manual

[Home](#) » [theben](#) » Theben SYN 161 h Analog Clock Timer User Manual 

Contents

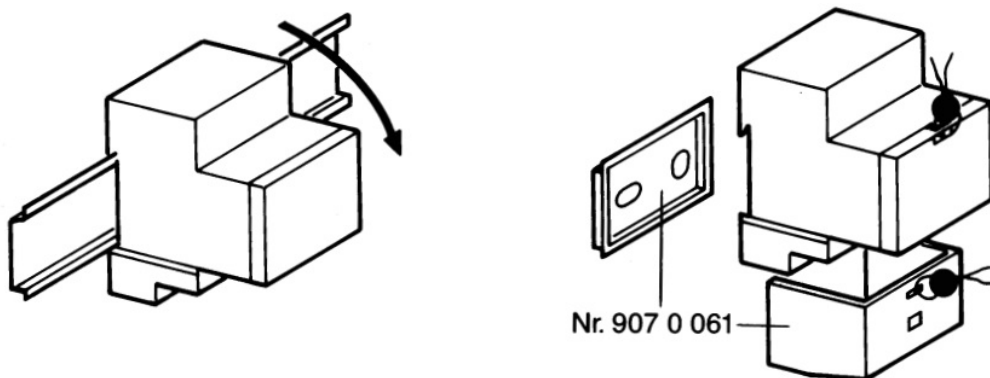
- [1 Theben SYN 161 h Analog Clock Timer User Manual](#)
- [2 MOUNTING INSTRUCTIONS](#)
- [3 24 h Programm](#)
- [4 EMV / CEM / EMC / ETY](#)
- [5 References](#)

theben

Theben SYN 161 h Analog Clock Timer User Manual

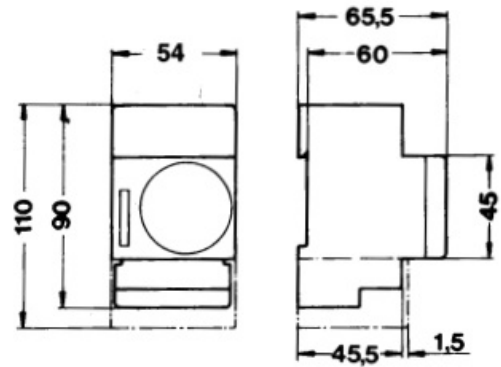
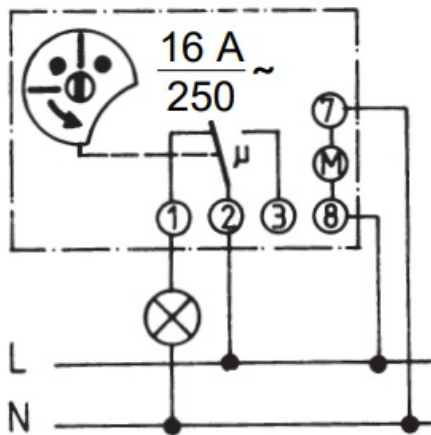


MOUNTING INSTRUCTIONS



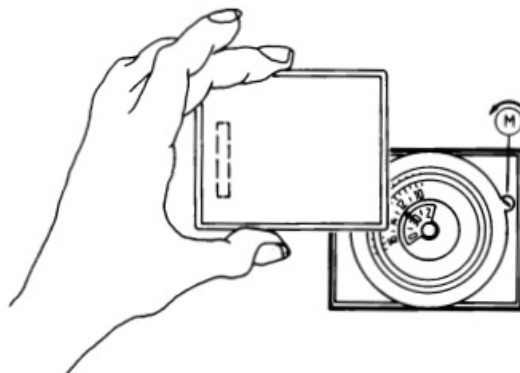
Safety information: Electrical devices should only be connected and mounted by an electrical specialist. Manipulations and modifications on the switch will result in a loss of warranty. The national specifications and applicable safety regulations must be observed.

Synchron

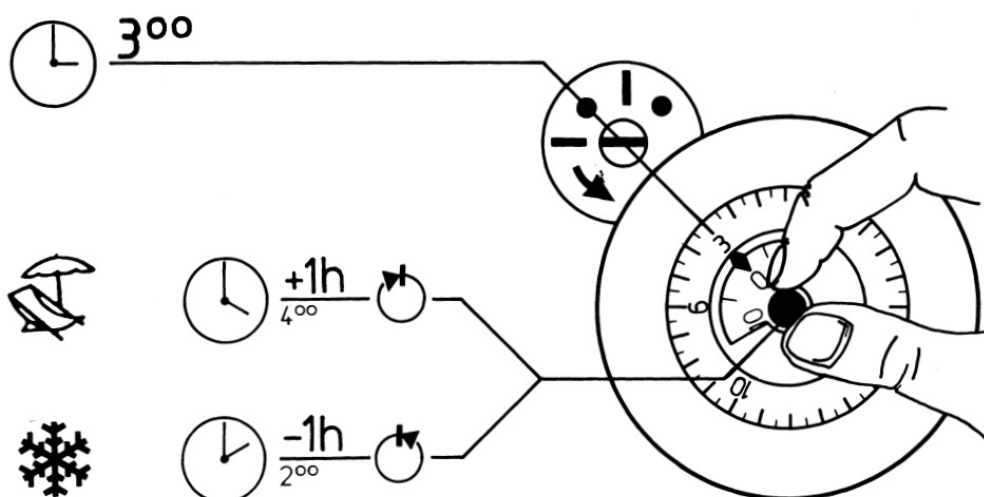


- 230 V / 50 Hz
- Quartz * R = 3d (72h) LiMh
- 230 V / 45 – 60 Hz

The quartz movement starts automatically after a few minutes by an applied voltage.



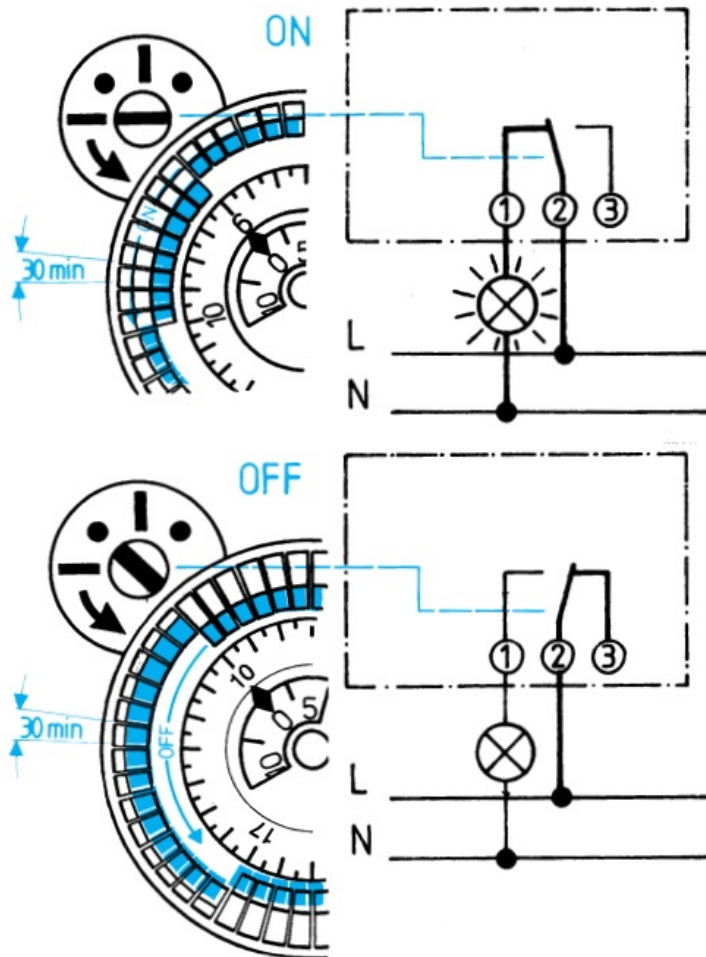
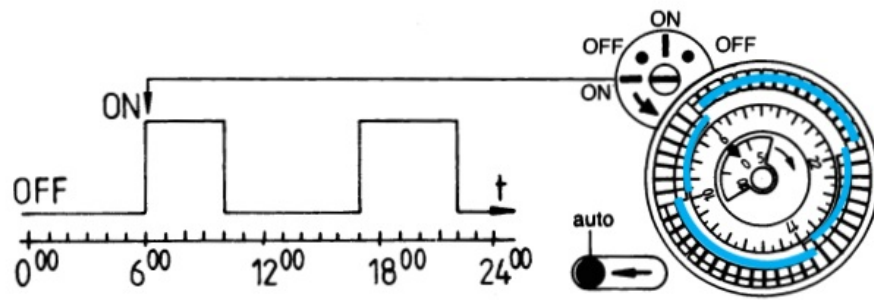
The full power reserve is built up after about 3 days.



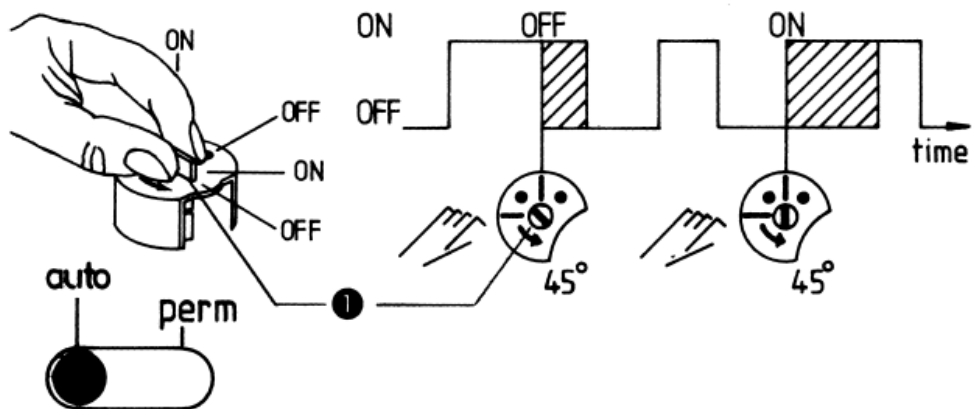
24 h Programm

Manual Control ON/OFF (Override Control) Turn the control axis in the direction of the arrow by one notch

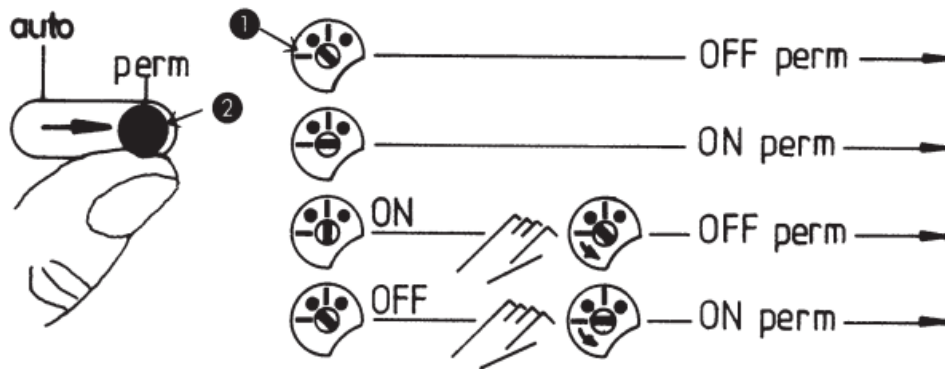
ON or OFF = The manual control is automatically annulled by the following counteracting command of the automatic program sequence.



Manual



Permanent ON / OFF



Permanent Control ON/OFF

Set the hand lever ❷ to »perm« = permanent control; turning the control axis ❶ in the direction of the arrow, the required permanent control ON or OFF can now be adjusted. Turning the hand lever to »Auto« = Automatic Control, the permanent control is terminated. The actual switch position is maintained until the next counteracting command of the automatic program sequence is triggered. An immediate correction can be carried out using manual control (override control).

EMV / CEM / EMC / ETY

The time switches are by the European directives 73/23/EEC. (Low-Voltage Directive) and 89/336/EEC (EMC Directive). If the time switches are used together with other devices in an installation, take care that the complete installation does not cause radio interference.

Service

TIMEGUARD LTD, Victory Park, 400 Edgware Road
London NW2 6ND
Tel. 0181/4508944
Fax: 0181/4525143

Download PDF: [Theben SYN 161 h Analog Clock Timer User Manual](#)

References

- [User Manual](#)

[Manuals+](#), [Privacy Policy](#)

This website is an independent publication and is neither affiliated with nor endorsed by any of the trademark owners. The "Bluetooth®" word mark and logos are registered trademarks owned by Bluetooth SIG, Inc. The "Wi-Fi®" word mark and logos are registered trademarks owned by the Wi-Fi Alliance. Any use of these marks on this website does not imply any affiliation with or endorsement.