

The Bath People

**82255 Plug
Bath Waste
Click Clack
Overflow**



The Bath People 82255 Plug Bath Waste Click Clack Overflow Instructions

[Home](#) » [The Bath People](#) » The Bath People 82255 Plug Bath Waste Click Clack Overflow Instructions 

Contents

- [1 The Bath People 82255 Plug Bath Waste Click Clack Overflow](#)
- [2 Assembly Instructions](#)
- [3 Documents / Resources](#)
 - [3.1 References](#)
- [4 Related Posts](#)

The Bath People

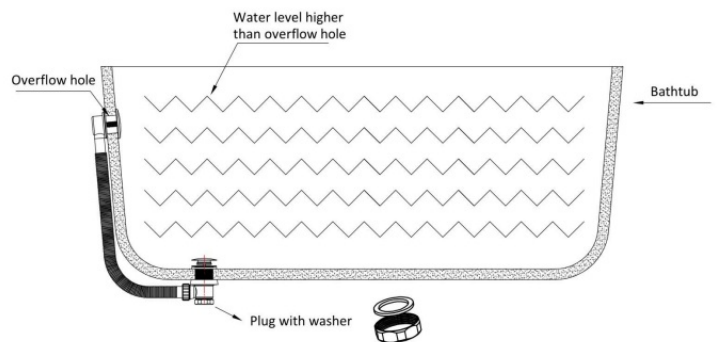
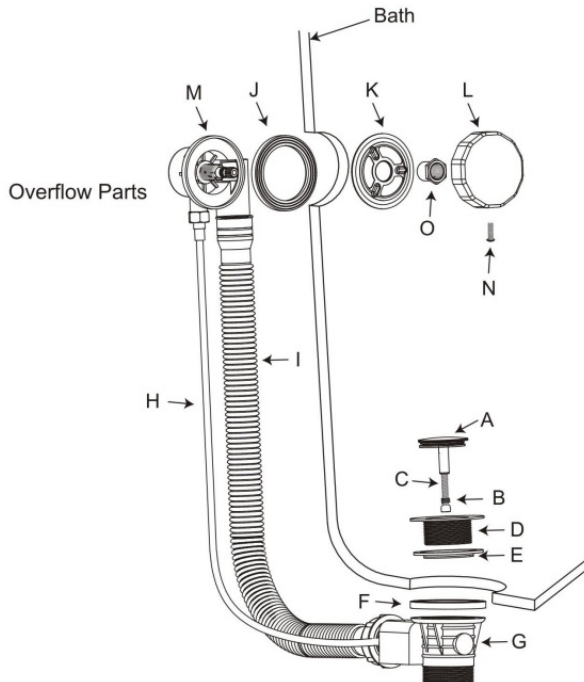
The Bath People 82255 Plug Bath Waste Click Clack Overflow



Assembly Instructions

Once assembled, fill the bath with water, and check for leaks.

Note: The product is suitable for bathtub thicknesses 1-10mm.




Assembly Waste Parts

- A. Plug
- B. Nut for adjusting screw
- C. Adjusting screw for plug

- D. Waste flange
- E. Rubber washer
- F. Rubber washer
- G. Waste body
- H. Operating cable
- I. Plastic pipe
- J. Washer
- K. Overflow face
- L. Control knob
- M. Overflow body
- N. Screw
- O. Lock nut

Documents / Resources



[The Bath People 82255 Plug Bath Waste Click Clack Overflow](#) [pdf] Instructions
 82255 Plug Bath Waste Click Clack Overflow, 82255, Plug Bath Waste Click Clack Overflow, Waste Click Clack Overflow, Clack Overflow, Overflow

References

- [User Manual](#)

Manuals+ Privacy Policy

This website is an independent publication and is neither affiliated with nor endorsed by any of the trademark owners. The "Bluetooth®" word mark and logos are registered trademarks owned by Bluetooth SIG, Inc. The "Wi-Fi®" word mark and logos are registered trademarks owned by the Wi-Fi Alliance. Any use of these marks on this website does not imply any affiliation with or endorsement.