



Tgi Technology Pte M02 UB+ Eupho Bluetooth Speaker User Guide

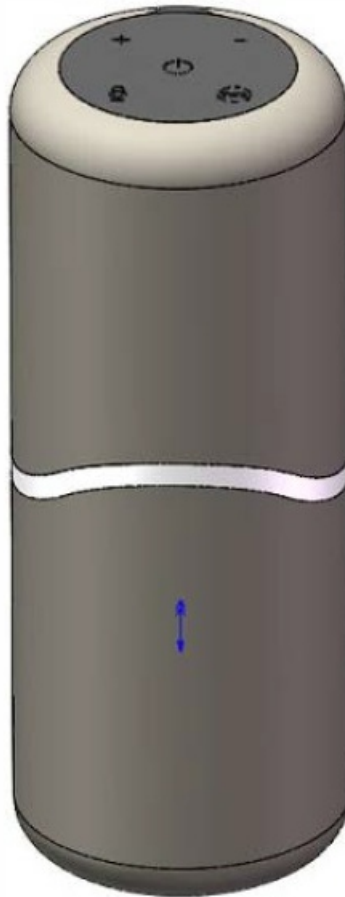
[Home](#) » [Tgi Technology Pte](#) » Tgi Technology Pte M02 UB+ Eupho Bluetooth Speaker User Guide 

Contents

- [1 Tgi Technology Pte M02 UB+ Eupho Bluetooth Speaker](#)
- [2 IMPORTANT SAFETY INSTRUCTIONS](#)
- [3 WHAT'S IN THE BOX](#)
- [4 BASIC FUNCTIONS](#)
- [5 ASSEMBLE](#)
- [6 PORTS](#)
- [7 CONTROLS](#)
- [8 CONGRATULATIONS](#)
- [9 FCC STATEMENT](#)
- [10 Documents / Resources](#)
- [11 Related Posts](#)

Tgi

Tgi Technology Pte M02 UB+ Eupho Bluetooth Speaker



IMPORTANT SAFETY INSTRUCTIONS

1. The product (including relevant accessories), DO NOT expose it under direct sunlight over a long period.
Suggest for indoor usage, the area of usage should be dry to prevent spoilage
2. Battery charging 0-45%, Temperature 0-50°C
3. Install the product according to the instruction against hazards to your body due to falling over.
4. Pay attention to the cables between equipment against stumble hazards.
5. The product is not a toy; please keep it away from Kids.
6. Use only the standard USB ports certified according to IEC60950-1 as LPS or IEC62368-1 as PS2.
7. Product with Lithium batteries, please keep far away from excessive heat such as direct sunlight, fire, heatsink, or high heat
8. No user replaces parts inside the product
9. Do not open the enclosure in case of an electric shock hazard.
10. Do not use wet hands to handle the product.
11. Clean the product with a soft, dry cloth only.
12. Unplug the DC power if smoke, abnormal sound, abnormal smell, excessive heat or fire occur.
13. For any abnormal phenomenon, please inform your local importer or local after-sales service office.
14. Once the product is out of service, please handle the waste according to the local regulations.
15. For safety reasons, DO not dispose of the battery where there is high heat, water, or acid environment.
16. Hanging of the speaker should not exceed the height of 2 meters. Mounting parts onto ceiling wall must withstand 4X of the weight of the equipment.

Additional Warning for Battery (pack)

1. 1 Lithium-ion battery used in the product may expose fire or explosion hazards if misused
2. Batteries shall not be exposed to excessive heat or fire in case of explosion
3. Don't handle leaking or damaged batteries
4. Dispose of used batteries according to local regulations correctly

WARRANTY

This appliance is guaranteed for 24 months from the date of purchase. In the event of a breakdown, contact your dealer. Proof of purchase will be required for any service requested during the warranty period. This warranty will not apply in the event of failure caused by an accident or similar incident or damage, liquid ingress, negligence, misuse, lack of maintenance or any other circumstances on the part of the user.

WHAT'S IN THE BOX

- UB+ EUPHO
- Speaker
- Quick start guide
- USB cable
- Leather strap

BASIC FUNCTIONS

SWITCHING ON AND OFF

- Press the Power button to turn the speaker on.
- Press and hold the Power button 5 sec to turn the speaker off.

BLUETOOTH PAIRING WITH DEVICE

- Press and hold the Power button) for the speaker to enter into Bluetooth pairing mode.
- There will be "pairing " audio feedback from the speaker and it will sound out an indicative tone when it is paired.

STANDBY

- Press the)button to put the speaker in standby mode
- Press the)button to exit standby mode
- Press again to reconnect the last used Bluetooth device(s).

RESETTING THE SYSTEM

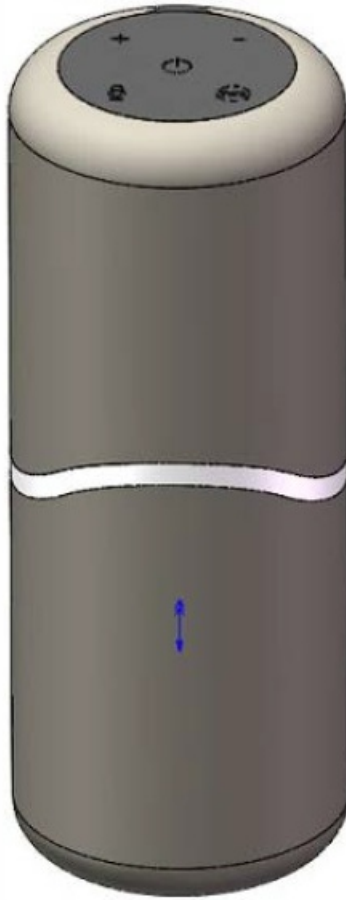
- To reset the system, press and hold on to Power button for 10 secs.
- The indicator will blink white and there will be a brand sound.

MICROPHONE

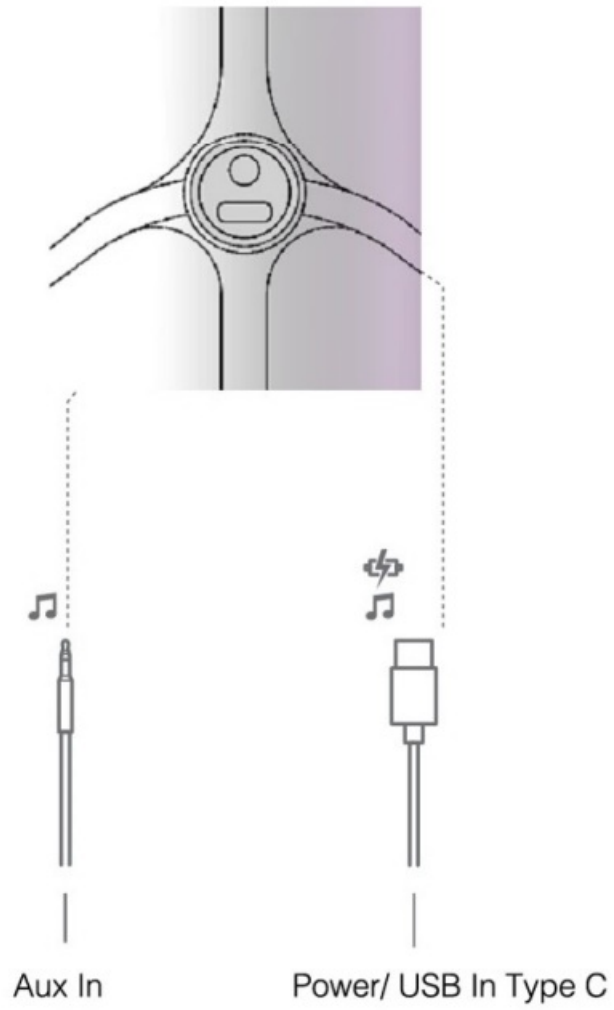
- Press the button once to put the EUPHO mode.

- Press the button to turn off the speaker microphone.

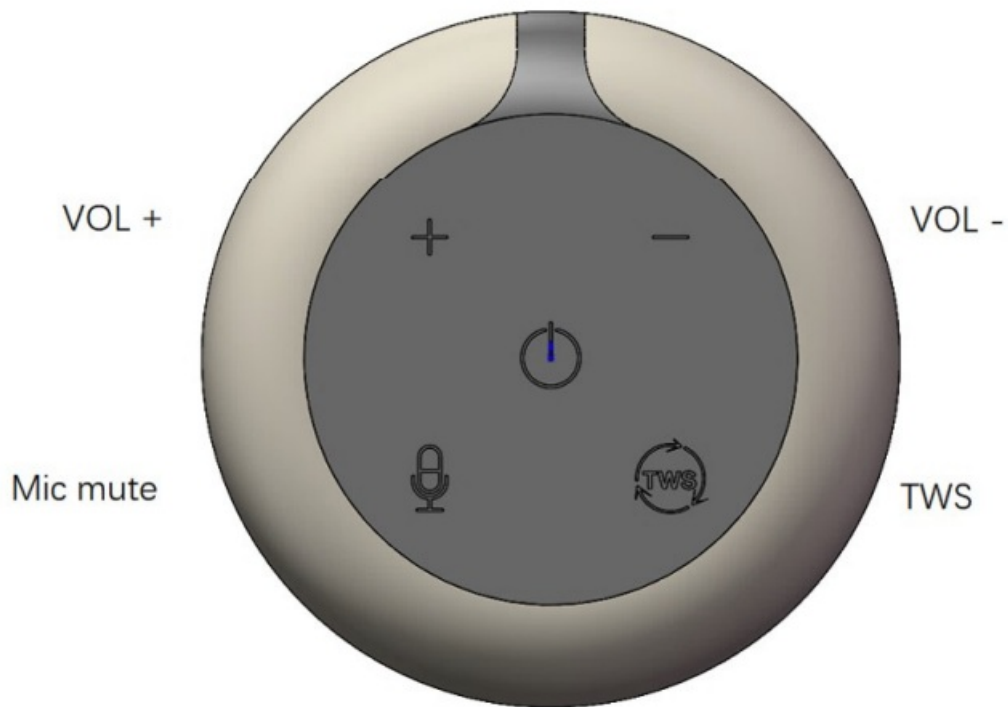
ASSEMBLE



PORTS



CONTROLS



 X1	Power on / standby
 5s	Full shutdown
 3s	Bluetooth pairing mode

CONGRATULATIONS

You are now the proud owner of a UB+ EUPHO Speaker. It incorporates the best elements of traditional speaker design and the latest audio technology, to create a large size speaker, that is suited for wireless devices in this age of mobility. Please contact us if you have any comments or questions. www.ub-plus.com

FCC STATEMENT

This device complies with Part 15 of the FCC Rules. Operation is subject to the following two conditions:


1. this device may not cause harmful interference, and
2. this device must accept any interference received, including interference that may cause undesired operation.

NOTE: This equipment has been tested and found to comply with the limits for a Class B digital device, pursuant to part 15 of the FCC Rules. These limits are designed to provide reasonable protection against harmful interference in a residential installation. This equipment generates uses and can radiate radio frequency energy and, if not installed and used in accordance with the instructions, may cause harmful interference to radio communications. However, there is no guarantee that interference will not occur in a particular installation. If this equipment does cause harmful interference to radio or television reception, which can be determined by turning the equipment off and on, the user is encouraged to try to correct the interference by one or more of the following measures:

- Reorient or relocate the receiving antenna.
- Increase the separation between the equipment and receiver.
- Connect the equipment into an outlet on a circuit different from that to which the receiver is connected.
- Consult the dealer or an experienced radio/TV technician for help.

Changes or modifications not expressly approved by the party responsible for compliance could void the user's authority to operate the equipment. UB+ hereby declares that this product is in compliance with the essential requirements and other relevant provisions of Directive 2014/53/EU and all other EU directive requirements. The complete declaration of conformity can be found at: www.ub-plus.com/compliance Frequency band of operation is 2400 to 2480 MHz

Documents / Resources

	<p>Tgi Technology Pte M02 UB+ Eupho Bluetooth Speaker [pdf] User Guide M1P, 2AD2MM1P, M02 UB Eupho Bluetooth Speaker, M02, UB Eupho Bluetooth Speaker</p>
---	---