

## TFC Group WIR16JB 16 Way Junction Box Installation Guide

[Home](#) » [TFC Group](#) » TFC Group WIR16JB 16 Way Junction Box Installation Guide 



### Group WIR16JB 16 Way Junction Box Installation Guide

#### Contents

- [1 WIR16JB 16 Way Junction Box](#)
- [2 WIRERITE JUNCTION BOX WIR16JB](#)
- [3 Documents / Resources](#)
- [4 Related Posts](#)

### WIR16JB 16 Way Junction Box

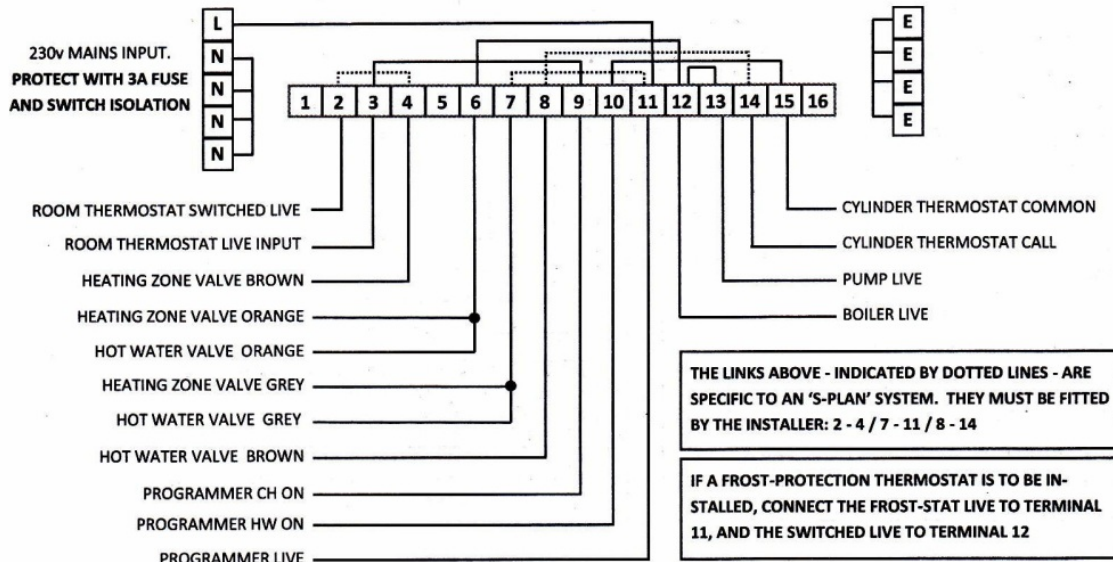
#### WIRE RITE JUNCTION BOX WIR16JB

INSTALLATION INSTRUCTIONS FOR 'S-PLAN' SYSTEM, USING TWO x 2-PORT MOTORISED VALVES ALL WIRING MUST BE ACCORDING TO CURRENT I.E.E. WIRING REGULATIONS, AND MUST BE CARRIED OUT BY A QUALIFIED INSTALLER. CONNECT SYSTEM CONTROL COMPONENTS TO NUMBERED TERMINALS ACCORDING TO THE SCHEMATIC DIAGRAM BELOW.

THE SCHEMATIC DIAGRAM IS SUITABLE ONLY FOR MAINS-RATED COMPONENTS AND SWITCH INPUTS TO PUMP & BOILER.

FOR CLARITY, NEUTRAL AND EARTH CONNECTIONS ARE NOT SHOWN-THERE ARE FOUR PRE-LINKED TERMINALS FOR ALL NEUTRAL CONDUCTORS, AND FOUR SEPARATE PRE-LINKED TERMINALS FOR ALL EARTH CONDUCTORS.

FIT ADDITIONAL LINKS AS INDICATED BY DOTTED LINES. ENSURE WIRING IS NEAT, AND OF OPTIMUM LENGTH TO MINIMISE BUNCHING. USE CABLE RESTRAINTS. DO NOT TRAP OR PINCH WIRES WHEN RE-FITTING JUNCTION BOX COVER.

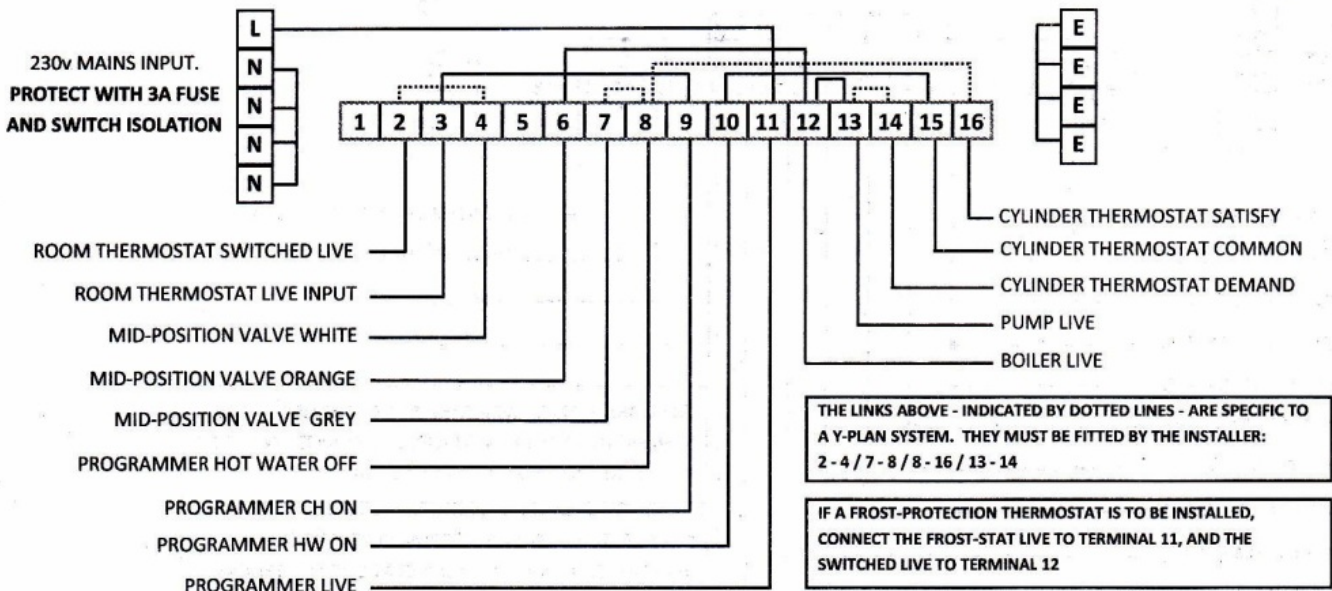


## WIRERITE JUNCTION BOX WIR16JB

INSTALLATION INSTRUCTIONS FOR 'Y-PLAN' SYSTEM, USING ONE THREE-PORT MOTORISED VALVE ALL WIRING MUST BE ACCORDING TO CURRENT I.E.E. WIRING REGULATIONS, AND MUST BE CARRIED OUT BY A QUALIFIED INSTALLER. CONNECT SYSTEM CONTROL COMPONENTS TO NUMBERED TERMINALS ACCORDING TO THE SCHEMATIC DIAGRAM BELOW. THE SCHEMATIC DIAGRAM IS SUITABLE ONLY FOR MAINS-RATED COMPONENTS AND SWITCH INPUTS TO PUMP & BOILER.


FOR CLARITY, NEUTRAL AND EARTH CONNECTIONS ARE NOT SHOWN-THERE ARE FOUR PRE-LINKED TERMINALS FOR ALL NEUTRAL CONDUCTORS, AND FOUR SEPARATE PRE-LINKED TERMINALS FOR ALL EARTH CONDUCTORS.

FIT ADDITIONAL LINKS AS INDICATED BY DOTTED LINES. ENSURE WIRING IS NEAT, AND OF OPTIMUM LENGTH TO MINIMISE BUNCHING. USE CABLE RESTRAINTS. DO NOT TRAP OR PINCH WIRES WHEN RE-FITTING JUNCTION BOX COVER.





## Documents / Resources

	<p><a href="#">TFC Group WIR16JB 16 Way Junction Box</a> [pdf] Installation Guide WIR16JB 16 Way Junction Box, WIR16JB, 16 Way Junction Box, Junction Box</p>
---	---

Manuals+.