



# TEZARRE TK-63 Three-Mode Mechanical Keyboard User Guide

[Home](#) » [TEZARRE](#) » TEZARRE TK-63 Three-Mode Mechanical Keyboard User Guide 

## Contents

- [1 TEZARRE TK-63 Three-Mode Mechanical Keyboard](#)
- [2 PRODUCT DIAGRAM](#)
- [3 SPECIFICATIONS](#)
- [4 WHAT'S IN THE BOX](#)
- [5 DETAILED USER GUIDE](#)
- [6 Battery Indicator](#)
- [7 Wired Bluetooth 12.4G Mode](#)
- [8 Windows Combination Keys](#)
- [9 Mac Combination Keys](#)
- [10 ELECTRICAL SPECIFICATIONS](#)
- [11 TECHNICAL SPECIFICATIONS](#)
- [12 Documents / Resources](#)
- [13 Related Posts](#)



**TEZARRE TK-63 Three-Mode Mechanical Keyboard**



## PRODUCT DIAGRAM



## Device Name

- USB connection: Gaming Keyboard
- 2.4G connection: 2.4G Wireless Device
- BT3.0 connection: BT3.0KB
- BT5.0 connection: BT5.0KB

## SPECIFICATIONS

- **Number of keys:** 63(Hot Swappable Gateron Optical Switch)
- **Materials:** ABS Body, PBT Pudding Keycaps
- **Battery:** 3000mAh
- **Charging Time:** Around 5 hrs
- **Interface:** Type-C
- **Connection Mode:** 2.4G & Bluetooth & Wired
- **Anti-ghosting:** All modes and devices support ful-key anti-ghosting
- **Compatibility:**

<b>Bluetooth</b>	Compatible with all Bluetooth devices, Bluetooth 5.0  compatible with Windows 8 or above, Mac OS, Linux, Android, IOS, PlayStation.
<b>2.4G</b>	According to USB standard protocol, compatible  with Windows 2000 and above, Mac Os, Linux, Android, IOS, XBOX.

- **Dimensions:** 11.4×3.9×1.4 inches (289x99x37mm)
- **Weight:** 1.34lb (608g)

## WHAT'S IN THE BOX




- TK-63 Mechanical Keyboard\* 1
- Switch Puller 1
- Keycap Puller 1
- USB Type-C Cable\*1
- 2.4G Dongle 1
- Quick Operation Guide\* 1
- Detailed User Guide \* 1

## DETAILED USER GUIDE

### Recharge

Insert the Type-C cable to charge the keyboard (the keyboard can be charged in the Bluetooth/Wired/Wireless/Off state).

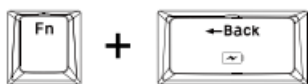
### Charging Indicator

When the keyboard is charging, the  key will light up in green. You can press  +  to turn off or on the charging indicator.

### Battery Indicator








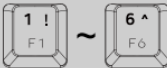
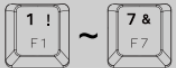



Battery Level	Indication Method
Low Power	Slow Flashing Red Light
Charging	Green Light
Full Charge	Back to Normal Backlight



- Press  +  to check the battery level.

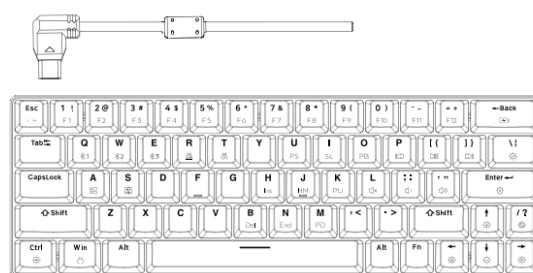
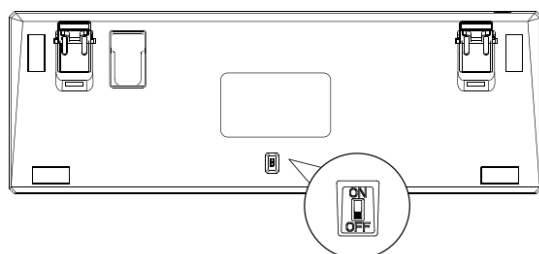
#### Note

- The battery indicator can take up to 10 seconds to show the correct color per charge level immediately after plugging in.
- Please turn on the battery switch on the back of the keyboard, battery level can be checked in wireless mode only.

Light-up Key					
Battery Level	10%	20%	30%	40%	50%
Light-up Key					
Battery Level	60%	70%	80%	90%	100%

## Wired Bluetooth 12.4G Mode

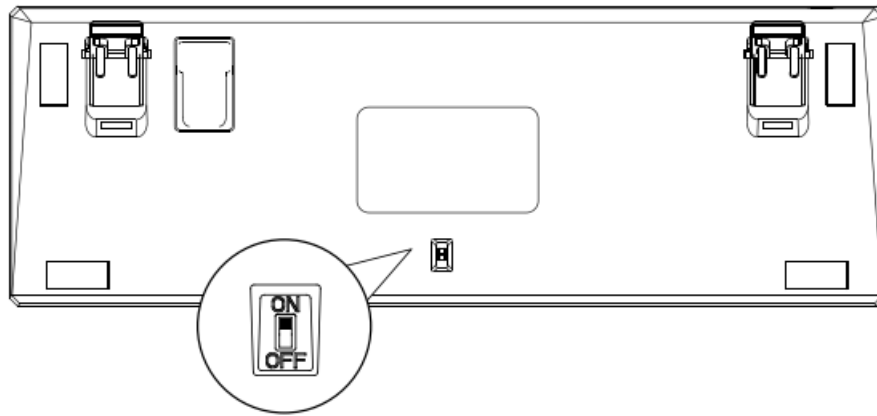
### Wired Mode









Switch to OFF and connect to the device via Type-C cable.

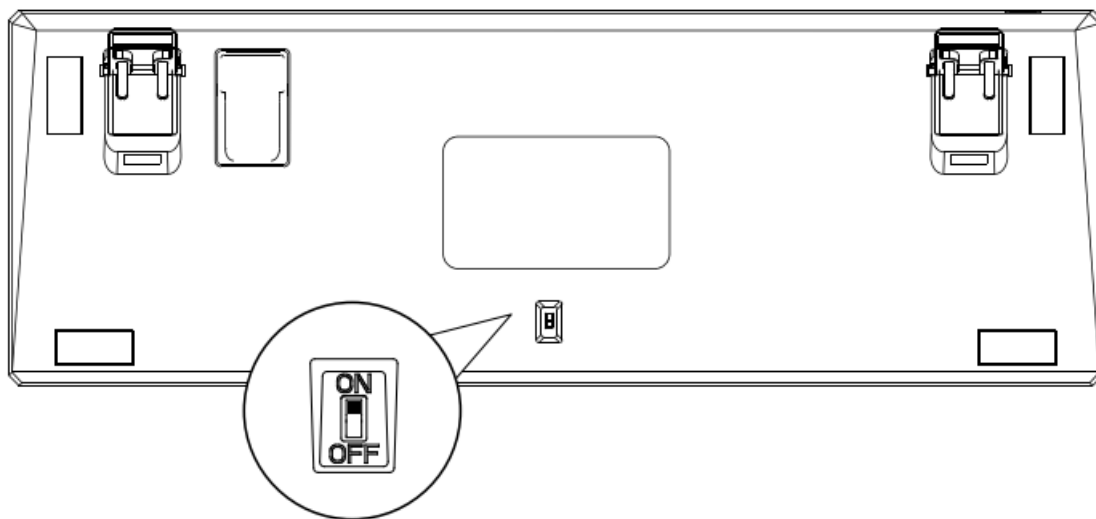
**Note:** In Wired mode, the keyboard will not automatically enter the sleep mode.



### Bluetooth Mode



- Switch to ON, in Bluetooth mode, holding down  +  for 3 seconds, and then search for “BT5.0KB” or “BT3.0KB” in the device’s Bluetooth menu to connect the keyboard.
- Connect to other devices through pressing  +  /  +  as above. To connect multiple devices, press FN+QWIE to switch between devices

## 2.4G Mode



Switch to ON, In 2.4G mode, holding down  +  seconds, and then search for “2.4G Wireless Device” in the device systems to connect the keyboard.

## Re-connection Indication:

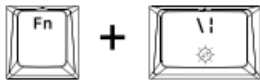
After the keyboard wakes up, it will remain to the last used mode. During 2.4G or Bluetooth re-connection, the indicator light flashes slowly. After the connection is successful, the indicator light will be on for 2s. If the re-connection fails, the indicator light turns off and enters sleep mode. During the re-connection process, press the key to extend the re-connection process.



## Sleep Mode

With 2.4G or Bluetooth mode, the keyboard will enter sleep mode after 2 minutes of no activity. Simply click any

key to reactive the keyboard.

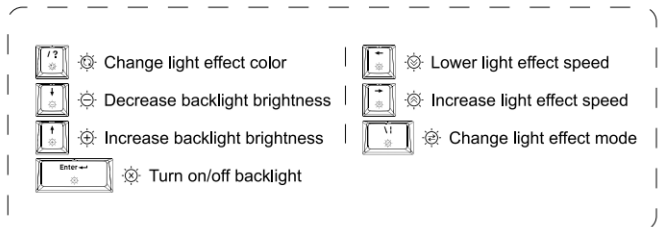
## Backlight Mode:



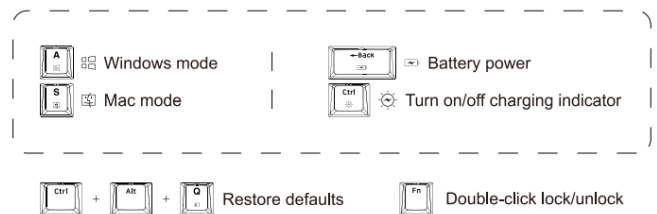
- Press  +  key to switch the light mode sequence: wave (default), always bright, breathing, ripple, convergence, neon, laser, sine wave, colorful fountain, and so on, 15 light settings in total.
- Features a total of 5 brightness levels, 5 light speeds and 8 colors, and 7 sequences with colors including ice blue, red, green blue, orange, purple, yellow.
- Normal light mode and 3 others modes do not have adjustable backlight speed; the rest of the backlight modes can be adjusted.

## Windows Combination Keys

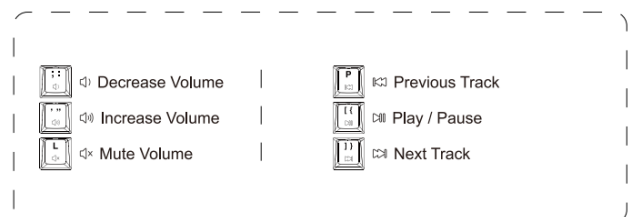
### RGB Backlight Setting



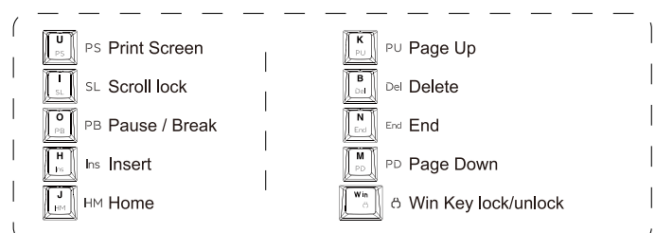
### Special Keys



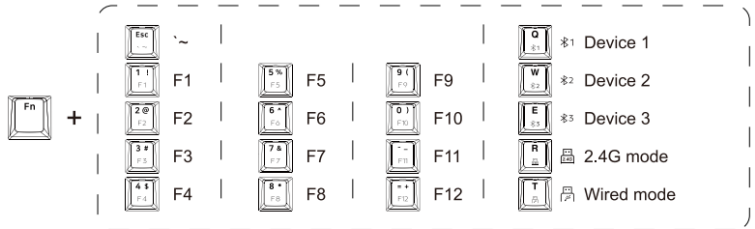
### Multimedia Control



### Function Key-1

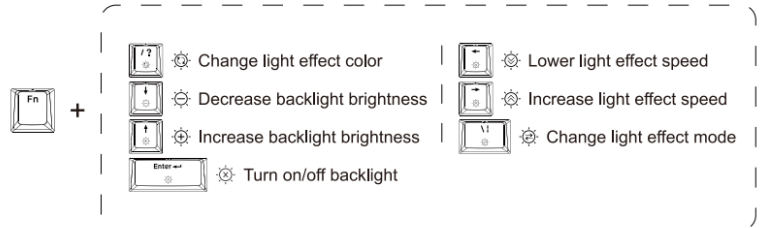


## Function Key-2

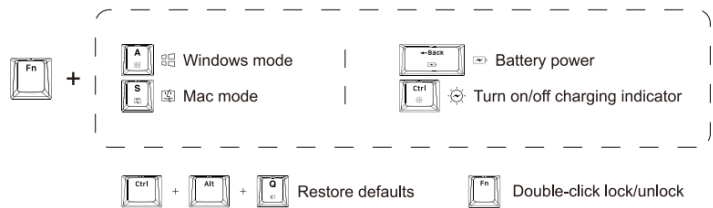


## Mac Combination Keys

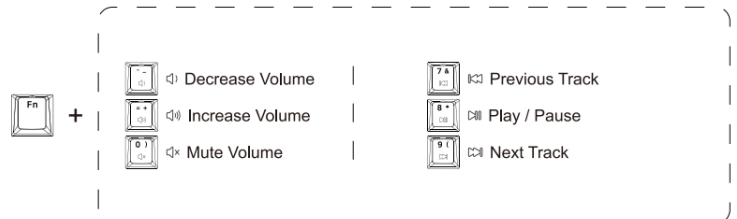
## RGB Backlight Setting



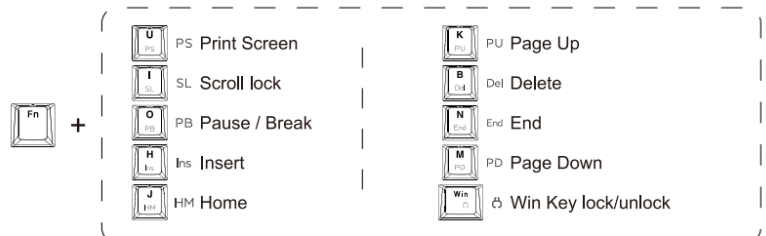
## Special Keys



## Multimedia Control



## Function Key-1

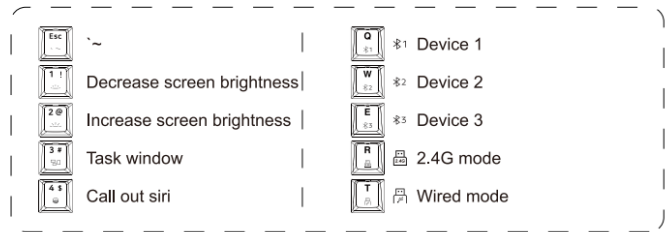


## Function Key-2





+



## ELECTRICAL SPECIFICATIONS

(For Reference Only)

Charge current	540-580mA
Wired lights on mode current	110.2mA
2.4G lights on mode current	168.6mA
2.4G sleep mode current	4.37mA
Bluetooth 3.0 lights on mode current	168.2mA
Bluetooth 3.0 sleep current	3.87mA
Bluetooth 5.0 lights on mode current	168.4mA
Bluetooth 5.0 sleep current	3.87mA
Turn off the backlight current	39.BmA

## TECHNICAL SPECIFICATIONS

- **Wireless Range:** s32.8ft
- **Bluetooth Re-connection Time:** s5s
- **Working Voltage:** 3.7V
- **RF Power:** 30dbm
- **Working Frequency:** 2402/2446/2479

## REMAP KEYS

The keyboard comes with custom software for Windows, which allows you to remap keys, edit macros as well as other functions! Please use the link to access the tutorial video and the software for Windows.

### Website


<https://bit.ly/TK-63>

[www.tezarre.com](http://www.tezarre.com)

[info@tezarre.com](mailto:info@tezarre.com)

## Documents / Resources



	<a href="#">TEZARRE TK-63 Three-Mode Mechanical Keyboard</a> [pdf] User Guide TK-63 Three-Mode Mechanical Keyboard, TK-63, Three-Mode Mechanical Keyboard, Mode Mechanical Keyboard, Mechanical Keyboard, Keyboard
--	---