




# TESmart HMA0402A40 4x2 HDMI Matrix Switch Splitter User Manual

[Home](#) » [TESmart](#) » TESmart HMA0402A40 4x2 HDMI Matrix Switch Splitter User Manual 

## Contents

- [1 TESmart HMA0402A40 4x2 HDMI Matrix Switch Splitter](#)
- [2 Features](#)
- [3 Packing List](#)
- [4 Panel Description](#)
- [5 Connection Diagram](#)
- [6 IR remote control](#)
- [7 Warranty Information](#)
- [8 Documents / Resources](#)
- [9 Related Posts](#)

# TESmart

## TESmart HMA0402A40 4x2 HDMI Matrix Switch Splitter



## Features

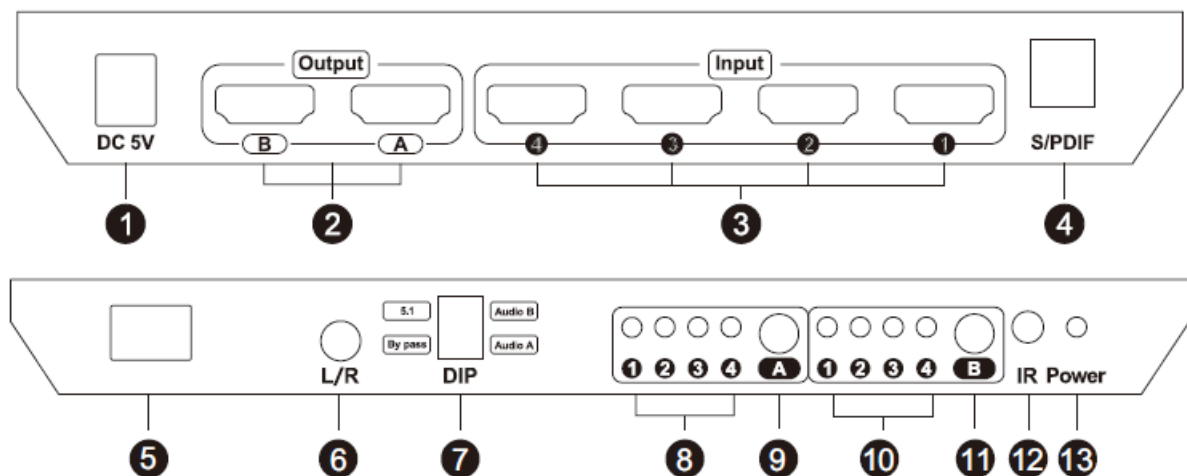
- Support resolutions up to 3840\*2160@30Hz

- Support up to 36 bit/pixel color depth
- Easy to control matrix via IR receiver and panel keypad
- Support 5.1/By pass modes of audio output
- Support audio output via optical and AUX L/R audio interfaces
- HDCP 1.4 compliant
- With EDID emulators in each input port, keep PCs always having correct display information
- Each HDMI output can share one input or select standalone input

## Packing List

- 1\*4X2 HDMI Matrix
- 1\*DC 5V adapter
- 1\*IR remote control
- 1\*User manual

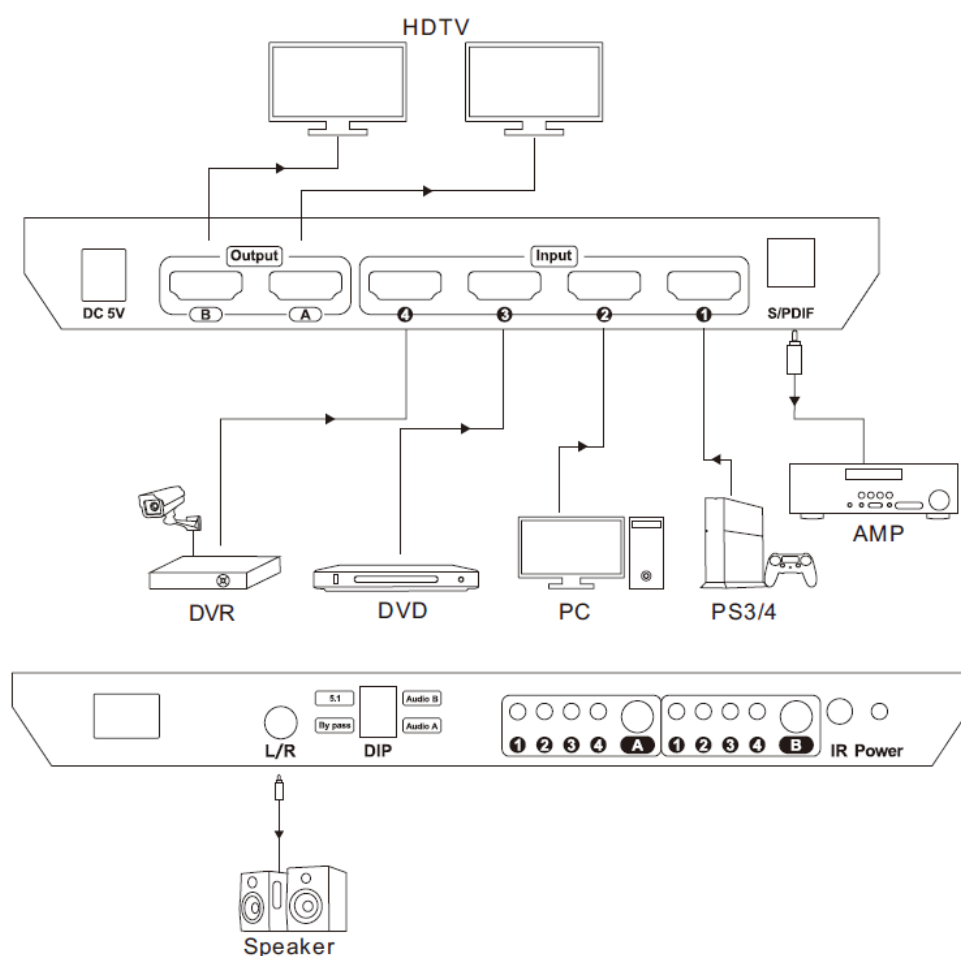
## Panel Description



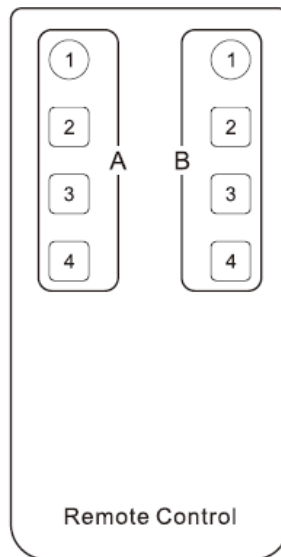
ID	Name	Description
1	DC 5V	DC 5V power supply
2	HDMI output	Connect to HDMI displays
3	HDMI input	Connect to HDMI devices
4	S/PDIF audio output	Connect to AMP
5	Power switch	Turn on or turn off power supply

ID	Name	Description
6	L/R AUX audio output	Connect to analog L/R audio speaker
7	DIP switch	1 Prefer 5.1/By pass audio output 2 Select S/PDIF audio source between Output A or B
8	Port A selection indicator	The LED will be lit if the corresponding input source is selected
9	Port A selection button	Select input sources
10	Port B selection indicator	The LED will be lit if the corresponding input source is selected
11	Port B selection button	Select input sources
12	IR receiver	Receive IR signal
13	Power status	LED indicator of power supply

## Connection Diagram



## IR remote control



- **Output A:**

Button '1-4': Select input port by number

- **Output B:**


Button '1-4': Select input port by number

**Note:** For the safety request by some express companies, the remote control is not equipped battery by default. Please install the button battery CR2025 before using it.

## Warranty Information

We warrant this product as free of defects in material and workmanship for a period of one (1) year from the date of shipment. If during the period of warranty, this product proves defective under normal use, we will repair or replace this product, provided that this product has not been subjected to mechanical, electrical, or other abuse or modifications. If it fails under conditions other than those covered will be repaired at the current price of parts and labor in effect at the time of repair. Such repairs are warranted for six (6) months from the day of reshipment to the buyer.

## Documents / Resources

	<a href="#">TESmart HMA0402A40 4x2 HDMI Matrix Switch Splitter</a> [pdf] User Manual HMA0402A40, HMA0402A40 4x2 HDMI Matrix Switch Splitter, 4x2 HDMI Matrix Switch Splitter, Matrix Switch Splitter, Switch Splitter
---	--