



TESmart HMA0402A1U 4x2 4K HDMI Matrix Switch with Audio Extraction and Audio Out User Manual

[Home](#) » [TESmart](#) » TESmart HMA0402A1U 4x2 4K HDMI Matrix Switch with Audio Extraction and Audio Out User Manual 

TESmart

4X2 HDMI Matrix
USER MANUAL
ENJOY THE VIVID WORLD
IR HDCP

Contents

- [1 Features](#)
- [2 Packing List](#)
- [3 Panel Description](#)
- [4 Connection Diagram](#)
- [5 IR remote control](#)
- [6 Warranty Information](#)
- [7 Documents / Resources](#)
- [8 Related Posts](#)

Features

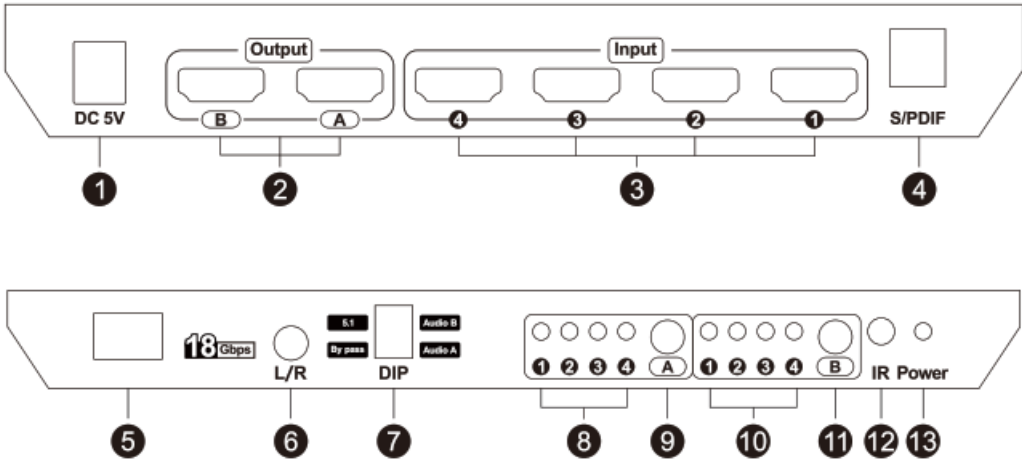
- Support resolutions up to 3840*2160@60Hz
- Support up to 36 bit/pixel color depth
- Easy to control matrix via IR receiver and panel keypad
- Support 5.1/By pass modes of audio output
- Support audio output via optical and AUX L/R audio interfaces
- HDCP 2.2 compliant
- With EDID emulators in each input port, keep PCs always

- having correct display information
- Each HDMI output can share one input or select standalone input


Packing List

- 1*4X2 HDMI Matrix
- 1*DC 5V adapter
- 1*IR remote control
- 1*User manual

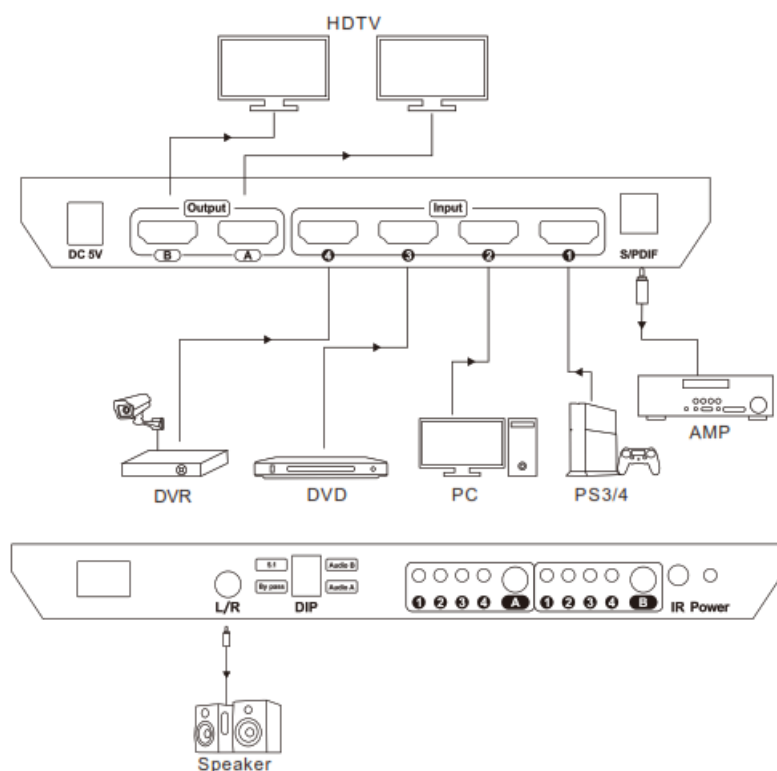
Panel Description



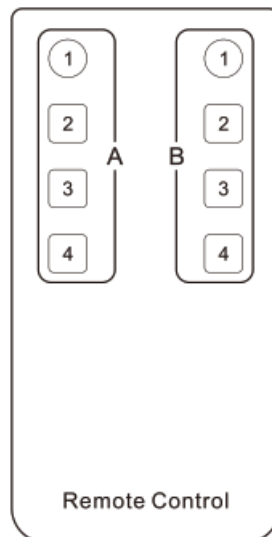
ID	Name	Description
1	DC 5V	DC 5V power supply
2	HDMI output	Connect to HDMI displays
3	HDMI input	Connect to HDMI devices
4	S/PDIF audio output	Connect to AMP
5	Power switch	Turn on or turn off power supply

ID	Name	Description
6	L/RAUX audio output	Connect to analog L/R audio speaker
7	DIP switch	 <p>1: Prefer 5.1/By pass audio output 2: Select S/PDIF audio source between Output A or B</p>
8	Port A selection indicator	The LED will be lit if the corresponding input source is selected
9	Port A selection button	Select input sources
10	Port B selection indicator	The LED will be lit if the corresponding input source is selected
11	Port B selection button	Select input sources
12	IR receiver	Receive IR signal
13	Power status	LED indicator of power supply

Connection Diagram



IR remote control



Output A:

Button '1-4': Select input port by number

Output B:

Button '1-4': Select input port by number

Note: For the safety request by some express company, the remote control is not equipped battery by default.


Warranty Information

We warrant this product as free of defects in material and workmanship for a period of one (1) year from the date of shipment.

If during the period of warranty this product proves defective under normal use, we will repair or replace this product, provided that this product has not been subjected to mechanical, electrical, or other abuse or modifications. If it fails under conditions other than those covered will be repaired at the current price of parts and labor in effect at the time of repair. Such repairs are warranted for six (6) months from the day of reshipment to the buyer.

TESmart

Documents / Resources

	<p>TESmart HMA0402A1U 4x2 4K HDMI Matrix Switch with Audio Extraction and Audio Out [pdf] User Manual</p> <p>HMA0402A1U 4x2 4K HDMI Matrix Switch with Audio Extraction and Audio Out, HMA0402A1U, 4x2 4K HDMI Matrix Switch with Audio Extraction and Audio Out, Extraction and Audio Out</p>
---	--