



TESLA PC302W Heater Convactor Panel User Manual

[Home](#) » [Tesla](#) » TESLA PC302W Heater Convactor Panel User Manual 

TESLA PC302W Heater Convactor Panel User Manual

TESLA



PANEL HEATER

PC302W

User Manual

This product is only suitable for well insulated spaces or occasional use

IMPORTANT SAFETY INFORMATION

You must obey common safety guidelines when using electrical products, especially in the presence of children.

⚠ WARNING!

To avoid electric shock or damage due to the heat, always make sure the plug is pulled out before the heater is moved or cleaned.

⚠ WARNING!

“Do not cover” In order to avoid overheating, do not cover the heater.

CAUTION!

Some parts of this product can become very hot and cause burns.

Particular attention has to be given where children and vulnerable people are present. The heater must not be located immediately below a socket outlet.

CAUTION!

Do not use this heater in the immediate surroundings of a bath, a shower or a swimming pool.

Regarding the instructions of the method on how to fix the feet to the heater, thanks to refer to the section "ASSEMBLY".

CAUTION!

In order to avoid a hazard due to inadvertent resetting of the thermal cut-out, this appliance must not be supplied through an external switching device, such as a timer, or connected to a circuit that is regularly switched on and off by the utility.

- The product is intended for home use only.
- Make sure the heater is connected to the house's regular mains (230 V), as it indicated on the heater.
- New heaters will produce a specific odor when used the first time. This will stop after a short time and is completely harmless.
- Check for any pieces of packing foam or cardboard that may have fallen into the heating elements of the heater. These pieces must be removed in order to avoid unpleasant odors.
- Always turn off the heater and unplug it when not used for a long time.
- Pay special attention if the heater is used in rooms where children, the handicapped or elderly reside.
- The heater should not be set up directly beneath an electrical socket outlet.
- The cord must not be laid under any kind of carpet. Make sure the cord is laid in such a way that nobody can trip on it.
- The heater must not be used if either the cord or plug is damaged. The heater must not be used if it has been dropped on the floor or is damaged in any other way causing it to malfunction.
- The cord must be repaired by the manufacturer or by an expert if it has been damaged, to avoid dangerous situations.
- Avoid using extension cords, which may overheat and could possibly start a fire.
- Never cover the air vents on the heater. Avoid potential fire hazards by making sure the air intakes are not blocked or covered. The heater should be used in rooms with normal flat floors.
- The heater should not be installed in close proximity to flammable materials of any kind because there can always be a risk of fire.
- The heater must never be used in rooms where gasoline, paint or other flammable liquids are stored, such as in a garage.
- Never touch an electric heater with wet hands. The heater should be installed so a person showering or taking a bath cannot come into direct contact with it.
- The heater becomes hot when it is on. Therefore, be careful and avoid burning or scorching your skin.
- The heater must be switched off, the plug removed and the heater must cool down before it is moved.
- Avoid overloading the mains (the circuit) where the heater is connected. The heater may overload the electrical circuit if other electrical devices are plugged into the same socket outlet.
- This appliance can be used by children aged from 8 years and above and persons with reduced physical, sensory or mental capabilities or lack of experience and knowledge if they have been given supervision or instruction concerning use of the appliance in a safe way and understand the hazards involved
- Children should not play with the device. Cleaning and maintenance should not be done by unsupervised children.
- Children under the age of 3 should be kept away from the device, unless they are under constant supervision.

- Children aged from 3 years and less than 8 years shall only switch on/off the appliance provided that it has been placed or installed in its intended normal operating position and they have been given supervision or instruction concerning use of the appliance in a safe way and understand the hazards involved. Children aged from 3 years and less than 8 years shall not plug in, regulate and clean the appliance or perform user maintenance

Contents

[1 SPECIFICATIONS](#)

[2 DESCRIPTION OF THE HEATER](#)

[3 CHARACTERISTIC](#)

[4 OPERATION](#)

[5 MAINTENANCE](#)

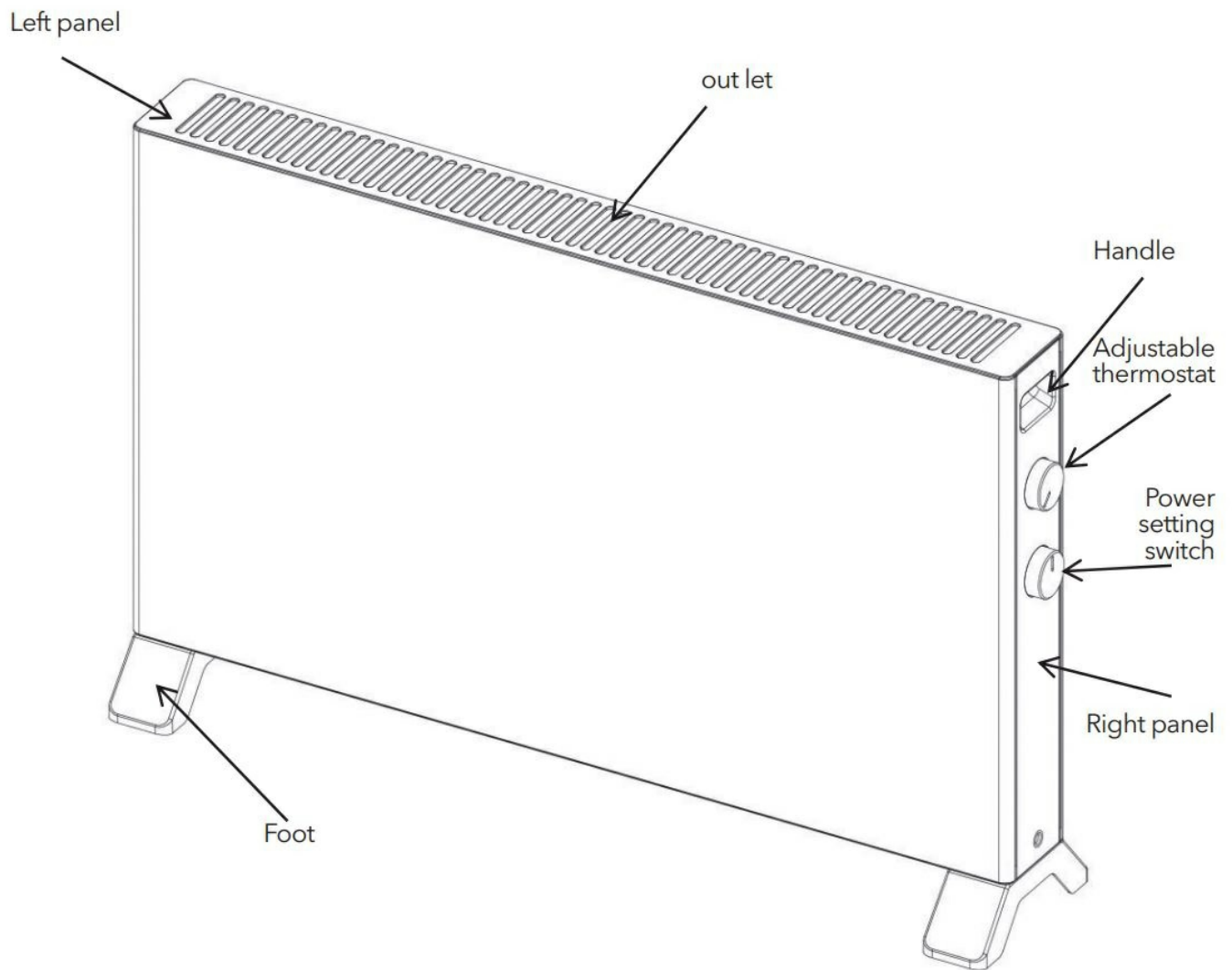
[6 Documents / Resources](#)

[6.1 References](#)

SPECIFICATIONS

Model	Voltage	Power (W)	Length	Width	Height	N.W.	G.W.
PC302W	~230 V / 50 Hz	2000W	70.0 cm	15.0 cm	45.4cm	4.8 kg	5.8 kg

DESCRIPTION OF THE HEATER



CHARACTERISTIC

1. 3 heat setting
2. Adjustable thermostat
3. With room temperature sensor
4. Over heating protection
5. With feet
6. With IPX4 function

OPERATION

1. Turn on: Plug in and switch on the heater by power setting switch.
2. Power setting: There are 3 power heat setting, 800W/1200W/2000W, and you can set by power setting switch.
3. Temperature setting: You can set temperature by adjustable thermostat.

MAINTENANCE

1. For cleaning, always unplug the heater and leave it to cool.
2. Wipe the heater regularly with a damp cloth and dry the surface before turning on the heater again.
3. The heater must be cleaned at least once a month during the heating season.


4. Dust etc. should be removed with a soft cloth.
5. The heater can be stored in a dry and clean place.

CAUTION!


The heater should never be immersed in water. Avoid using detergents to clean the heater. Never let any water get inside the heater; this can be hazardous. Waste disposal



The symbol indicates that this product is not to be disposed of together with household waste. This product must be delivered to a recycling service or container for electrical appliances and electronic equipment. This is done to avoid health risks and prevent harm to the environment. Local businesses (or the environmental station in your neighborhood) are required by law to accept and recycle such products, as a means of environmentally sound disposal.



Documents / Resources

	<p>TESLA PC302W Heater Convactor Panel [pdf] User Manual PC302W Heater Convactor Panel, PC302W, Heater Convactor Panel, Convactor Panel, Panel</p>
---	--

References

- [📄 Tesla.info | Technology for all](https://tesla.info)

