



Terry Trading PCA2 Device Instruction Manual

[Home](#) » [Terry Trading](#) » Terry Trading PCA2 Device Instruction Manual 

Contents

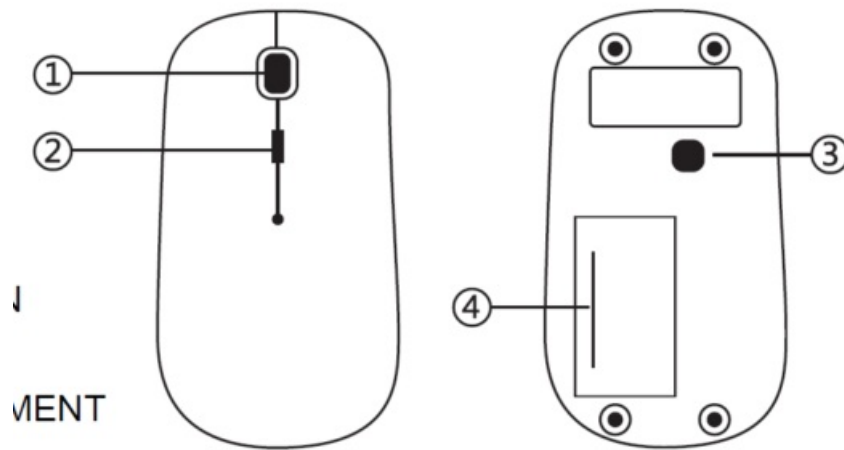
- [1 Terry Trading PCA2 Device](#)
- [2 OVERVIEW](#)
- [3 FCC](#)
- [4 Documents / Resources](#)
- [5 Related Posts](#)

TERRY

Terry Trading PCA2 Device



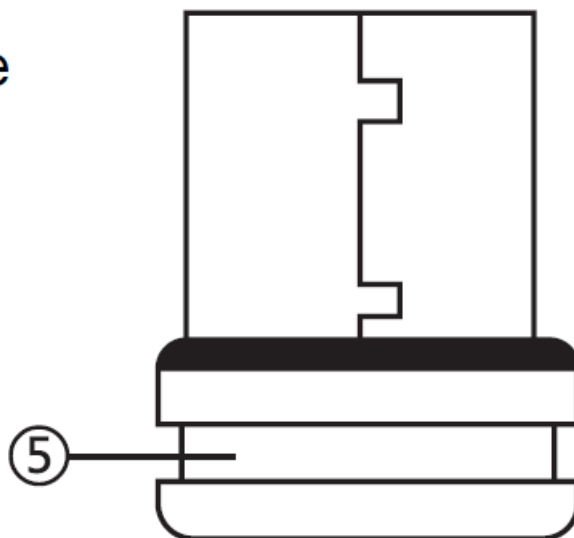
OVERVIEW



1. SCROLL WHEEL
2. DPI SWITCH BUTTON (800/1200/1600)
3. SENSOR
4. BATTERY COMPARTMENT
5. USB RECEIVER

Remove the battery door, install 2 X 1.5V“AAA” size batteries into the battery compartment. Ensure the batteries are installed correctly with regard to polarity(+/-) as shown inside the battery compartment and colse the battery door. Plug USB receiver into USB port of laptop/PC. To change DPI press DPI switch button. Make sure that USB receiver is installed into USB port properly and distance to mouse is less than 10m.

ize



FCC

This device complies with part 15 of the FCC Rules. Operation is subject to the following two conditions: (1) this device may not cause harmful interference, and (2) this device must accept any interference received, including interference that may cause undesired operation.

Any changes or modifications not expressly approved by the party responsible for compliance could void the user's authority to operate the equipment.


NOTE: This equipment has been tested and found to comply with the limits for a Class B digital device, pursuant to Part 15 of the FCC Rules. These limits are designed to provide reasonable protection against harmful interference in a residential installation. This equipment generates, uses and can radiate radio frequency energy and, if not installed and used in accordance with the instructions, may cause harmful interference to radio

communications. However, there is no guarantee that interference will not occur in a particular installation. If this equipment does cause harmful interference to radio or television reception, which can be determined by turning the equipment off and on, the user is encouraged to try to correct the interference by one or more of the following measures:

- Reorient or relocate the receiving antenna.
- Increase the separation between the equipment and receiver.
- Connect the equipment into an outlet on a circuit different from that to which the receiver is connected.
- Consult the dealer or an experienced radio/TV technician for help.

The device has been evaluated to meet general RF exposure requirement. The device can be used in portable exposure condition without restriction

Documents / Resources



[Terry Trading PCA2 Device](#) [pdf] Instruction Manual
PCA2, 2A6WR-PCA2, 2A6WRPCA2, PCA2 Device, PCA2, Device