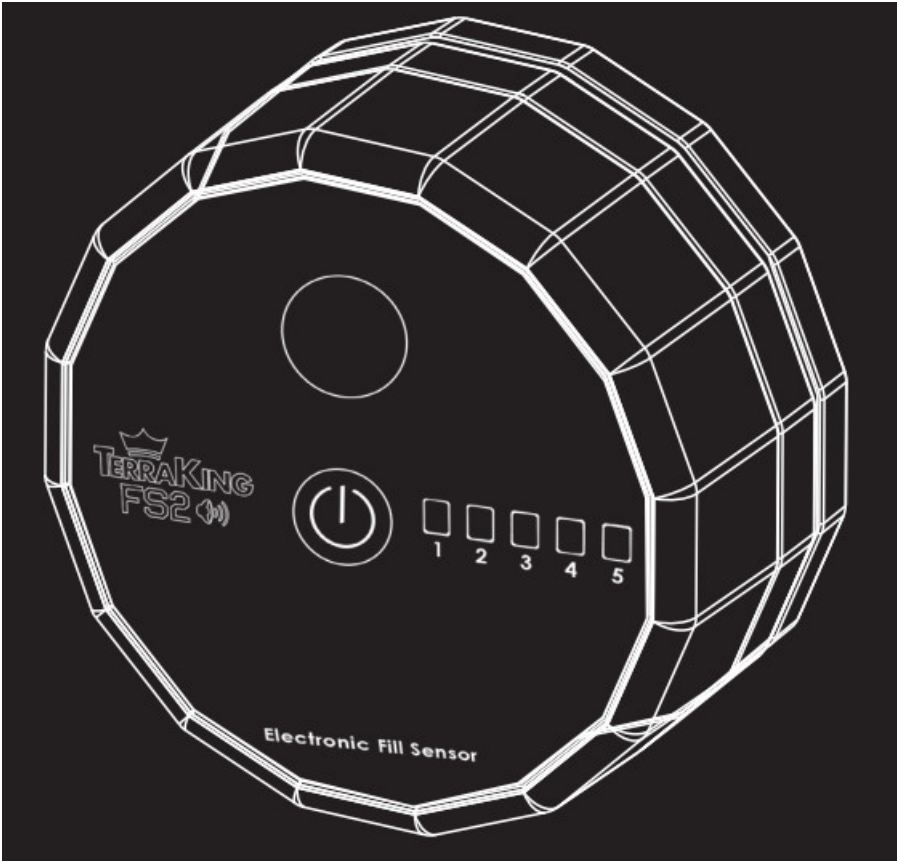




TERRAKING FS2 Fill Sensor User Manual

[Home](#) » [TERRAKING](#) » TERRAKING FS2 Fill Sensor User Manual 

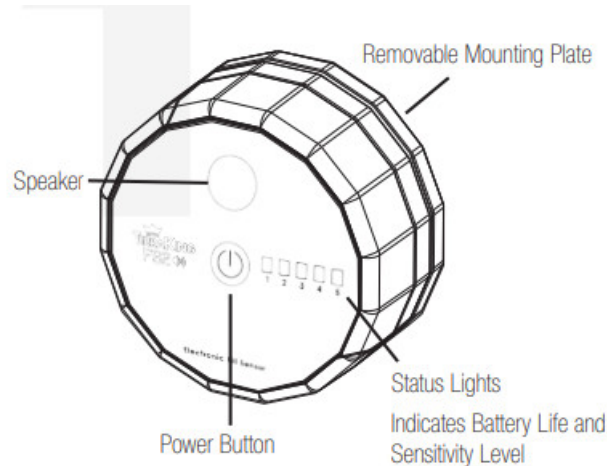


Contents

- 1 Quick Start Guide
- 2 Choose Mounting Location
- 3 Attach the Mounting Plate
- 4 Mounting Template
- 5 Material Collection Fill Sensor
- 6 Documents / Resources
 - 6.1 References
- 7 Related Posts

Quick Start Guide

Sensor must be charged prior to use to activate.



Power On/Off: Press the power button until status lights turn on. Press and hold to turn off.

Charging: Charge using included USB cable + AC adapter (Not included). Status lights indicate battery charge level.


Low Battery: The buzzer will chirp twice every minute indicating the battery is low.

Choose Mounting Location

Find optimal mounting location on attachment.

Tips to determine mounting location.

- Material must fall against wall where Sensor is mounted.
- Near last location of where hopper fills.
- No metals between Sensor and material.
- Near fill tube.



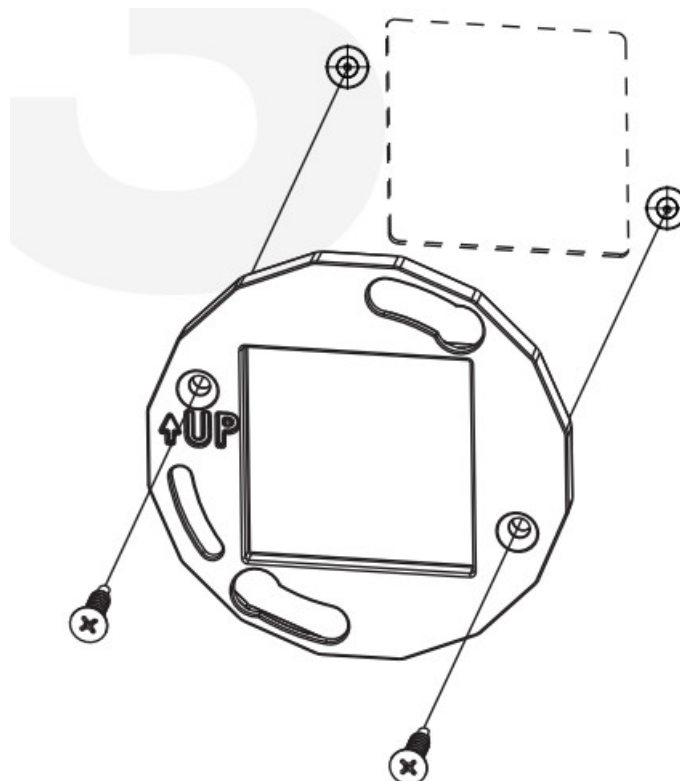
Attach the Mounting Plate

Plastic Hooper

- Attach the mounting plate with self drilling screws.

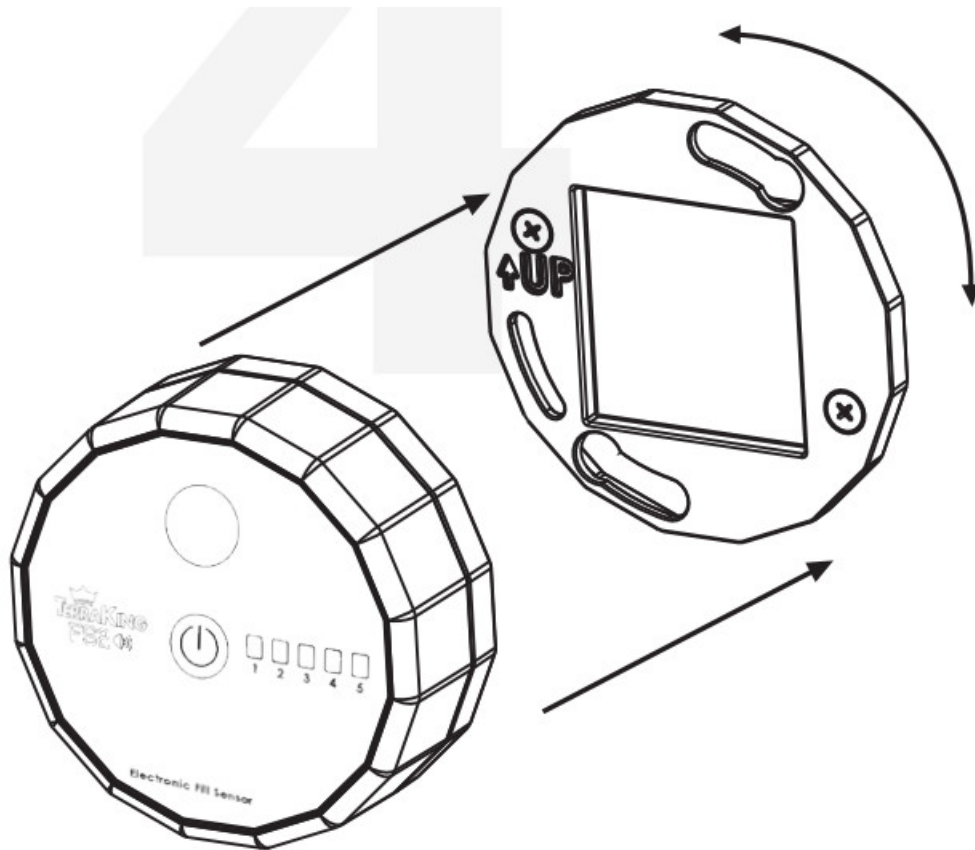
Metal Hopper

- Using the included mounting template drill two 1/8 in holes and remove center square.
- Attach the mounting plate with sheet metal screws.



Mount Fill Sensor

- Match the screws in the Sensor with the slots in the mounting plate and rotate counter clockwise to lock the Sensor to the mounting plate.
- Turn Sensor on after it is mounted to properly calibrate.



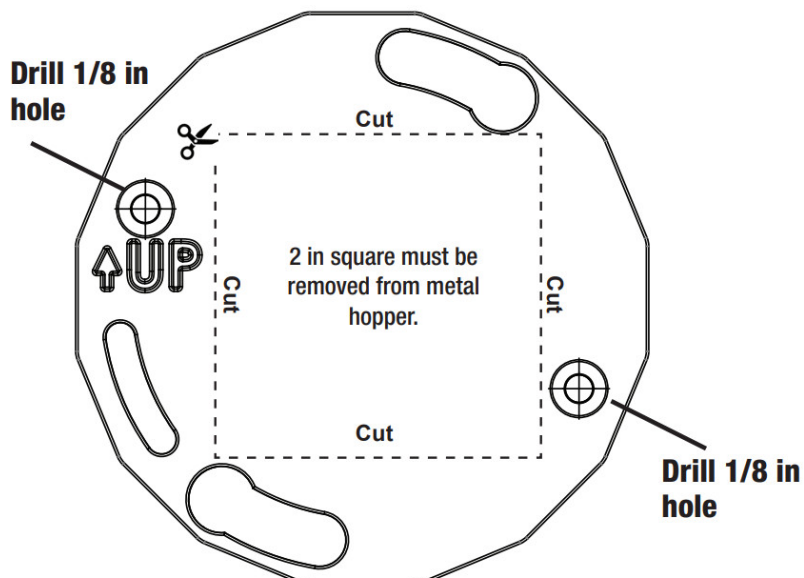
Scan Mode: Sensor is searching for material to indicate hopper is full. Status lights will display the chase sequence.

Alarm Mode: Buzzer will alarm, status lights will blink, buzzer will chirp every 15 seconds until hopper is emptied.

Sleep Mode: Sensor will begin to sleep after a period of inactivity. Sensor will awake upon movement.

Sensitivity Level: Press the power button multiple times to cycle through the sensitivity levels. Level 1 for wet grass, level 5 for dry leaves.

Mounting Template



Material Collection Fill Sensor

Universal fill level Sensor that attaches any hopper bagger or collection system.

Our Material Collection Fill Sensor technology measures the airspace capacitance of your hopper to monitor material fill level. Get alerted before you over fill and optimize the efficiency of your leaf pick up. Don't let wet grass plug your chute and slow you down. Never overload your material collection system again!

Key Features

- Sensor alerts when your collection system is full.
- Light and Compact
- Adjustable Sensitivity levels.
- Rechargeable battery.

Kit Includes

Description	Qty.
Fill Sensor	1
Mounting Plate	1
Screw, Sheet Metal	2
Screw, Plastic	2
USB Cable	1

WEEE Notice



■ This symbol is only valid in the European Union (EU). If you wish to discard this product please contact your local authorities or dealer and ask for the correct method of disposal.

WARNING

DO NOT INGEST BATTERY, CHEMICAL BURN HAZARD This product contains a lithium-ion/polymer cell battery. Keep new and used batteries away from children.

Prevention of hearing loss

Permanent hearing loss may occur if product is used for prolonged periods of time without hearing protection. To prevent possible hearing damage, wear appropriate hearing protection while using the product.

Limited Warranty

TerraKing's products are guaranteed free from defects in material and/or workmanship and to perform as advertised when properly assembled, installed, used, and maintained in accordance with written instructions. Failure to adhere to this will void the warranty. TerraKing will not be responsible for labor, loss, or consequential damage of any kind or character caused by defective parts, or for charges incurred in the replacement or repair of defective parts.

Warranty Period

The TerraKing Fill Sensor is warranted for a period of 1 (one) year after the purchase date for residential use, and 6 (six) months after the purchase date for commercial use. This product is warranted by TerraKing to the original purchaser/customer against defects in material and workmanship under normal operating conditions.

Documents / Resources



[TERRAKING FS2 Fill Sensor](#) [pdf] User Manual
FS2 Fill Sensor, FS2 Sensor, Fill Sensor, Sensor

References

-  [Superior Tech Shop - Get Lawn Tractor Attachments and Attachment Parts – Agri-Fab, Inc](#)

Manuals+.