



telldus 14272 Range Extender and Remote Socket User Guide

[Home](#) » [TELLDUS](#) » telldus 14272 Range Extender and Remote Socket User Guide 

telldus 14272 Range Extender and Remote Socket User Guide

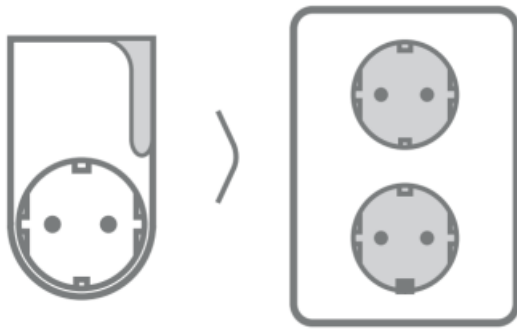


Contents

- [1 Include the device in Telldus Live](#)
- [2 Placing the device](#)
- [3 Control the device in Telldus Live](#)
- [4 Edit the device and use the countdown timer](#)
- [5 Control the device manually](#)
- [6 Exclude the device](#)
- [7 Specifications](#)
- [8 Documents / Resources](#)
 - [8.1 References](#)
- [9 Related Posts](#)

Include the device in Telldus Live

1.1



1.2



1.3



1.4



433.92 MHz

Follow the built-in wizard

Add new device wizard

Include Z-Wave device

- Include device by enabling inclusion mode on the device within 60 seconds.
- This is usually done by clicking three times on the button on the device.
- Refer to the manual of your device on how to enter inclusion mode.
- When in inclusion mode the device will automatically be included.

x3



14 sec

Interview command class 2 of 12... (23% done)



Add new device wizard

Choose a name for your device:

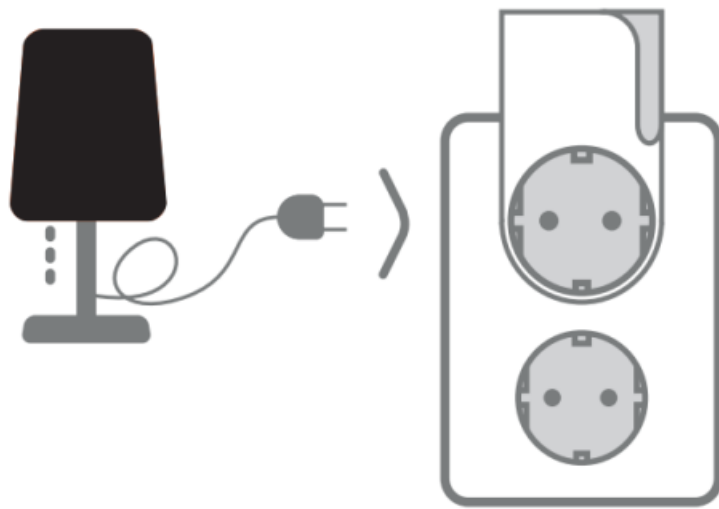
Name:

My Device*

Next

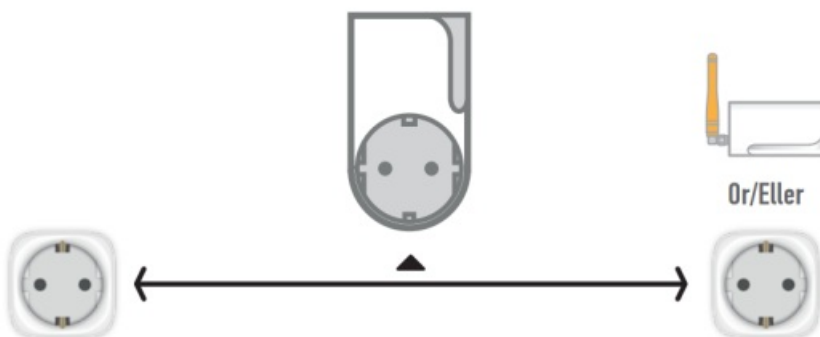


1.7



Placing the device

2.1



2.2




Wait/Vänta/
Vente/Odottaa/
Warten/Vent/Poczekaj
10 min*


Please note: The Z-Wave mesh network-routing is updated automatically. It is normally done within 10 minutes but can take up to 24 hours. In order to update the routing of battery powered Z-Wave devices they need to be awake. Please refer to the user manual of your device in order to wake it up. Depending on the device it can take several updates before it discovers the new route.

Control the device in Telldus Live

3.1

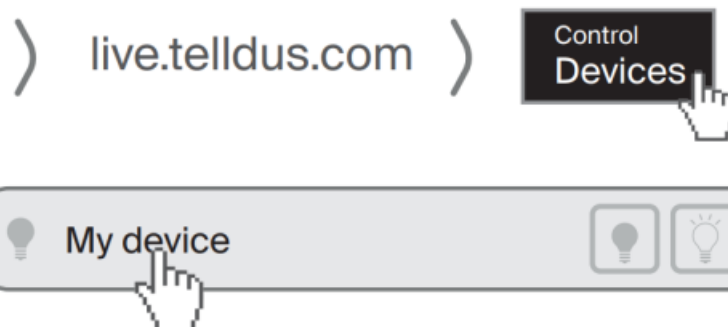


3.2

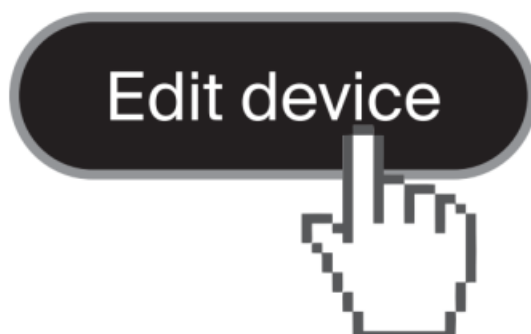


Edit the device and use the countdown timer

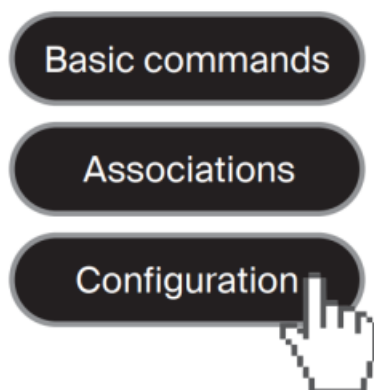
4.1



4.2



4.3



4.4

Advanced settings »

1: Countdown timer ?

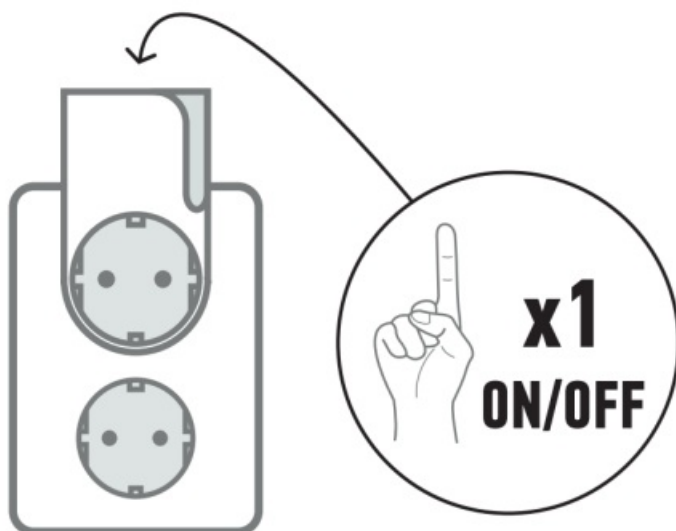
40 min

Number of minutes before it auto-shuts down



Control the device manually


5.1



- Download complete technical manual and find more useful information at telldus.com

Exclude the device

6.1



6.2

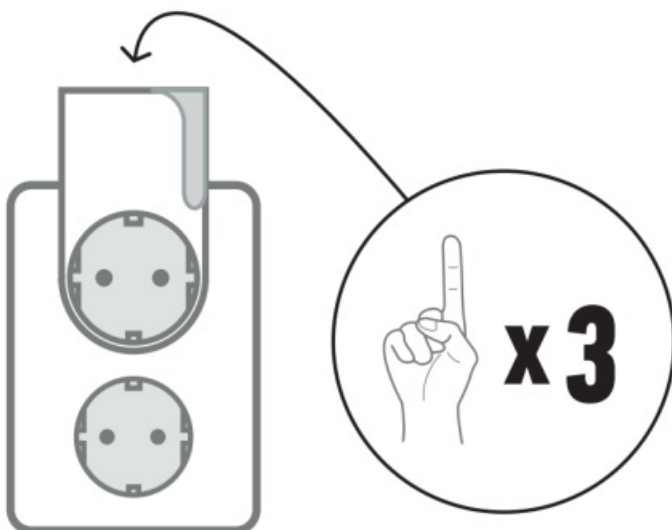


6.3

Exclude device



6.4



Specifications

- **Function:** Repeater/On/Off/Timer
- **Range:** 0-30 meter
- **Frequency:** 868.42 MHz (EU)
- **Power supply:** 230 V~50 Hz
- **Operating Temperature:** 0°C – +40°C
- **Max load:** 2300 W / 10 A
- **Z-Wave chip:** 500 Plus

Proove Distribution AB


Birger Svensson Väg 34 B, 432 40 Varberg, Sweden

www.telldus.com

support.telldus.com



Documents / Resources

	<p>telldus 14272 Range Extender and Remote Socket [pdf] User Guide 14272, Range Extender and Remote Socket</p>
---	--

References

- [🌐 Telldus Live!](#)
- [🐘 Telldus](#)
- [📺 Telldus - Upplev det smarta hemmet | Telldus](#)
- [📺 Telldus - Upplev det smarta hemmet | Telldus](#)