

**Telesystem
UC-One Hosted
VoIP Voicemail**



Telesystem UC-One Hosted VoIP Voicemail User Guide

[Home](#) » [Telesystem](#) » Telesystem UC-One Hosted VoIP Voicemail User Guide 

Contents

- [1 Telesystem UC-One Hosted VoIP Voicemail](#)
- [2 Product Information](#)
- [3 Product Usage Instructions](#)
- [4 FAQ](#)
- [5 INTRODUCTION](#)
- [6 Usage Instructions](#)
- [7 Other notes about voicemail](#)
- [8 Documents / Resources](#)
 - [8.1 References](#)
- [9 Related Posts](#)



Telesystem UC-One Hosted VoIP Voicemail



Product Information

Specifications

- **Product:** Voicemail System
- **Manufacturer:** Telesystem
- **Access Methods:** VoIP desk phone, external phone, UC-One desktop and mobile applications, UC with Webex desktop and mobile applications
- **Contact:** 888.808.6111 | www.telesystem.us

Product Usage Instructions

Accessing Voicemail

- **From your Telesystem VoIP desk phone:** Instructions here...
- **From an external phone:** Instructions here...
- **From your Telesystem UC-One desktop application:** Instructions here...
- **From your Telesystem UC-One mobile application:** Instructions here...
- **From your Telesystem UC with Webex desktop application:** Instructions here...
- **From your Telesystem UC with Webex mobile application:** Instructions here...

Important Notes

Ensure you have your voicemail PIN (password) ready for access. Contact your system administrator or Telesystem for a PIN reset.

FAQ

Q: What should I do if I forget my voicemail PIN?

A: Contact your system administrator or Telesystem to reset your voicemail PIN.

Q: How can I get more information about my account?

A: For account-related queries, please consult your system administrator or contact Telesystem at 888.808.6111 or visit www.telesystem.us.

INTRODUCTION


- The setup and maintenance of your voicemail box is an important part of your phone system.
- You can access voicemail at the office, at home, or on the road as explained below.
- Be sure you have your voicemail PIN (password) on hand, as this is required for access.
- If you do not know your voicemail PIN, contact your system administrator or Telesystem to change it.

Usage Instructions

From your Telesystem VoIP desk phone

- Use the Message key on your device to access the voicemail system. If applicable, follow the screen prompts to choose a specific line before connecting to its voicemail box.
- When prompted, enter your PIN then follow the prompts to manage your voicemail.




From an external phone

- Call [567-661-0003](tel:567-661-0003) 
- Enter your mailbox number followed by #
- When prompted, enter your PIN then follow the prompts to manage your voicemail.

From your Telesystem UC-One desktop application


- Select the Dialpad
- Input your extension or phone number in the Start New call field then call it from the phone or app
- When prompted, enter your PIN then follow the prompts to manage your voicemail.

From your Telesystem UC-One mobile application

- Tap Menu 
- Tap  Voicemail
- Tap More 
- Tap [Call Voicemail](#)
- When prompted, enter your PIN then follow the prompts to manage your voicemail.

From your Telesystem UC with Webex desktop application

- Select the voicemail section 

- Select the call voicemail button near the top middle of the screen  to initiate the voicemail call
- When prompted, enter your PIN then follow the prompts to manage your voicemail.


From your Telesystem UC with Webex mobile application

- In the Calling tab, tap Dial 
- Tap  Keypad
- Tap  Call Voicemail
- When prompted, enter your PIN then follow the prompts to manage your voicemail.

Other notes about voicemail

- Voicemail passwords must be 4-8 digits long.
- Voicemails will automatically be deleted after 30 days unless they are archived.
- By default, voicemail notifications will be sent to your phone (desk or UC). If you would like to have voicemails sent to your email, please contact Telesystem.
- The feature availability of voicemail and the UC application depends on the features deployed on your account. For questions about your account, please talk with your system administrator.
- 888.808.6111 www.telesystem.us

Documents / Resources

	<p>Telesystem UC-One Hosted VoIP Voicemail [pdf] User Guide UC-One Hosted VoIP Voicemail, UC-One Hosted VoIP Voicemail, Hosted VoIP Voicemail, VoIP Voicemail, Voicemail</p>
---	---

References

- [User Manual](#)

[Manuals+](#), [Privacy Policy](#)

This website is an independent publication and is neither affiliated with nor endorsed by any of the trademark owners. The "Bluetooth®" word mark and logos are registered trademarks owned by Bluetooth SIG, Inc. The "Wi-Fi®" word mark and logos are registered trademarks owned by the Wi-Fi Alliance. Any use of these marks on this website does not imply any affiliation with or endorsement.