

Tektronix TBS1000C 2 Channel Digital Storage Oscilloscope



Tektronix TBS1000C 2 Channel Digital Storage Oscilloscope User Guide

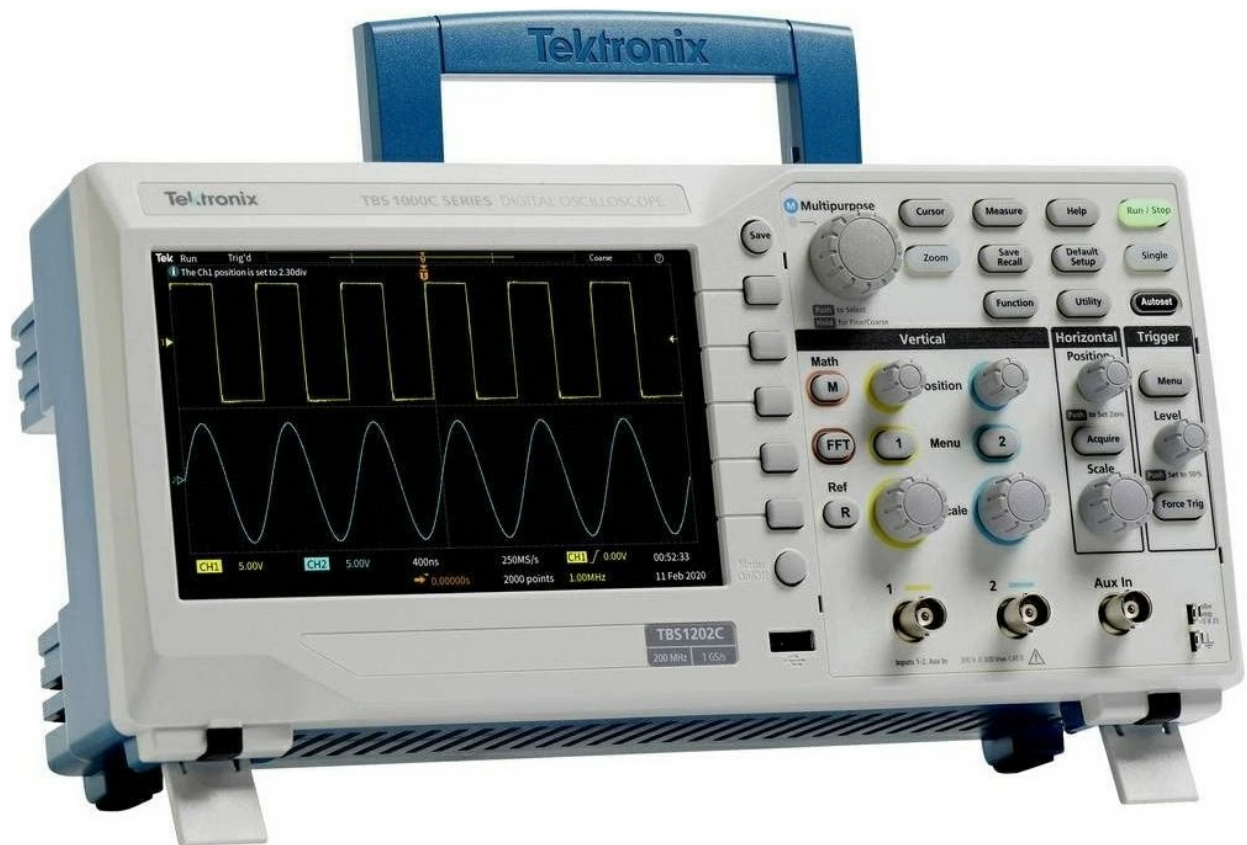
[Home](#) » [Tektronix](#) » Tektronix TBS1000C 2 Channel Digital Storage Oscilloscope User Guide 

Contents

- 1 Tektronix TBS1000C 2 Channel Digital Storage Oscilloscope
- 2 Meet the family
- 3 USING INSTRUCTIONS
- 4 Serial Bus Decoding and Advanced Analysis
- 5 PC Analysis Software for Oscilloscopes
- 6 Oscilloscope Probes
- 7 Service
- 8 Contact Information
- 9 Documents / Resources
 - 9.1 References

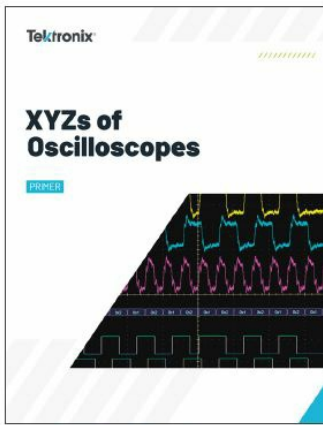


Tektronix TBS1000C 2 Channel Digital Storage Oscilloscope




Resources to help you choose your next scope

Tektronix offers oscilloscopes for many different applications and uses. To help you choose the right scope for your needs, below are additional resources to understand the most common criteria for selecting a scope along with other helpful tips for determining your requirements. If you would like to talk with us directly about your needs please contact us at <https://www.tek.com/en/contact-tek>.



[XYZs of Oscilloscopes](#)



[10 Factors in Choosing a Basic Oscilloscope](#)



[3 Series MDO, 4 Series B MDO, 5 Series B MDO, 6 Series B MDO Brochure](#)



[ABCs of Probes](#)



Tek.com/oscilloscopes

Meet the family

- This selection guide provides an overview of the broad portfolio of Tektronix oscilloscopes.
- Whether you need an oscilloscope for teaching, troubleshooting, design validation or advanced research, Tektronix has an instrument for you.



	TBS1000C	TBS2000B	2 Series MSO	3 Series MDO
Bandwidth	50 MHz - 200 MHz	70 MHz - 200 MHz	70 MHz - 500 MHz	100 MHz - 1 GHz
Analog Channels	2	2 or 4	2 or 4	2 or 4
Digital Channels	-	-	16 (optional)	16 (optional)
Sample Rate	1 GS/s	1 GS/s - 2 GS/s	1.25 GS/s - 2.5 GS/s	2.5 GS/s - 5 GS/s



	4 Series B MSO	5 Series B MSO	6 Series B MSO
Bandwidth	200 MHz - 1.5 GHz	350 MHz - 2 GHz	1 GHz - 10 GHz
Analog Channels	4 or 6	4, 6 or 8	4, 6 or 8
Digital Channels	Up to 48 (optional)	Up to 64 (optional)	Up to 64 (optional)
Sample Rate	6.25 GS/s	6.25 GS/s	50 GS/s



	MSO/DPO70000DX	DPO70000SX	8 Series Sampling	5 Series Low Profile Digitizer	6 Series Low Profile Digitizer
Bandwidth	8 GHz - 33 GHz	13 GHz - 70 GHz	30 GHz (optical BW)	1 GHz	1 GHz - 8 GHz
Analog Channels	4	1 to 4	1 to 4 optical	8	4 (SMA)
Digital Channels	16 (optional)	-	-	Up to 64 (optional)	-
Sample Rate	50 GS/s - 100 GS/s	50 GS/s - 200 GS/s	300 kS/s (sampling)	6.25 GS/s	25 GS/s

USING INSTRUCTIONS

TBS1000C Series



The TBS1000C oscilloscope provides industry-leading quality and reliability. With an intuitive UI, built-in help, and a 5 year warranty, this 2-channel scope empowers you to learn and innovate with confidence. Whether you're a student, an engineer, or a business owner, the TBS1000C helps you achieve your goals with ease.

Analog Bandwidth	50 MHz, 70 MHz, 100 MHz, 200 MHz
Analog Channels	2
Sample Rate (per channel)	1 GS/s

- Two channel instruments
- Up to 1 GS/s sample rate on all channels
- Built-in EDU features including courseware
- 32 automated measurements, and FFT function for quick waveform analysis
- 5-year warranty as standard

TBS2000B Series



The TBS2000B Series, with up to 200 MHz bandwidth, a 9-inch WVGA display, 5-million-point record length and up to 2 GS/s sample rate, can capture and display significantly more signal to help you debug and validate designs faster. The front panel design facilitates accurate measurements and includes unique features for education labs.

Analog Bandwidth	70 MHz, 100 MHz, 200 MHz
Analog Channels	2 or 4
Sample Rate (per channel)	Up to 2 GS/s

- Large, 9-inch display, with 15 horizontal divisions lets you see more of your signal
- Up to 200 MHz bandwidth and four analog channels
- 32 automated measurements, and FFT function for quick waveform analysis
- TekVPI® probe interface supports active, differential, and current probes with automatic scaling and units
- Search and Mark features for easy identification of events that occur in the acquired waveform

2 Series MSO



Unlock more space on your bench without compromising performance. At only 1.5 inches thick and less than 4 pounds, the 2 Series MSO is a fullfeatured, real-time touchscreen oscilloscope in a compact, portable form factor that feels like a tablet. On the benchtop, in the classroom, or to the field, take it wherever your measurement challenges take you.

Analog Bandwidth	70 MHz, 100 MHz, 200 MHz, 350 MHz, 500 MHz
Analog Channels	2 or 4
Digital Channels	16 (optional)
Analog Sample Rate	1.25 GS/s - 2.5 GS/s

- Optional two-slot battery pack supports up to 8 hours of battery life and can be hot swapped in the field
- Full suite of capture and analysis capabilities with advanced triggers, search and mark, math and measurements
- Optional 16 channel MSO, Bode plot feature for analyzing frequency response, 50 MHz AFG, and 4-bit digital pattern generator
- Supports decoding, triggering and analysis for the most common serial protocols
- Industry standard VESA mount for use with various accessories

Series MDO



The 3 Series mixed domain oscilloscope has an award-winning user interface, the largest HD display in its class and more capabilities, including RF measurements with unique built-in hardware spectrum analyzer for EMI and IoT tests. All without using more bench space.

Bandwidth	100 MHz, 200, MHz, 350 MHz, 500 MHz, 1 GHz
Analog Channels	2 or 4
Digital Channels	16 (optional)
Sample Rate	Up to 5 GS/s

- The largest 11.6-inch HD (1920×1080) capacitive touch display in its class
- Award-winning user interface
- Optional 16 digital channels for mixed signal analysis
- Built-in spectrum analyzer available in 1 GHz or 3 GHz versions
- Optional built-in function generator

4 Series B MSO

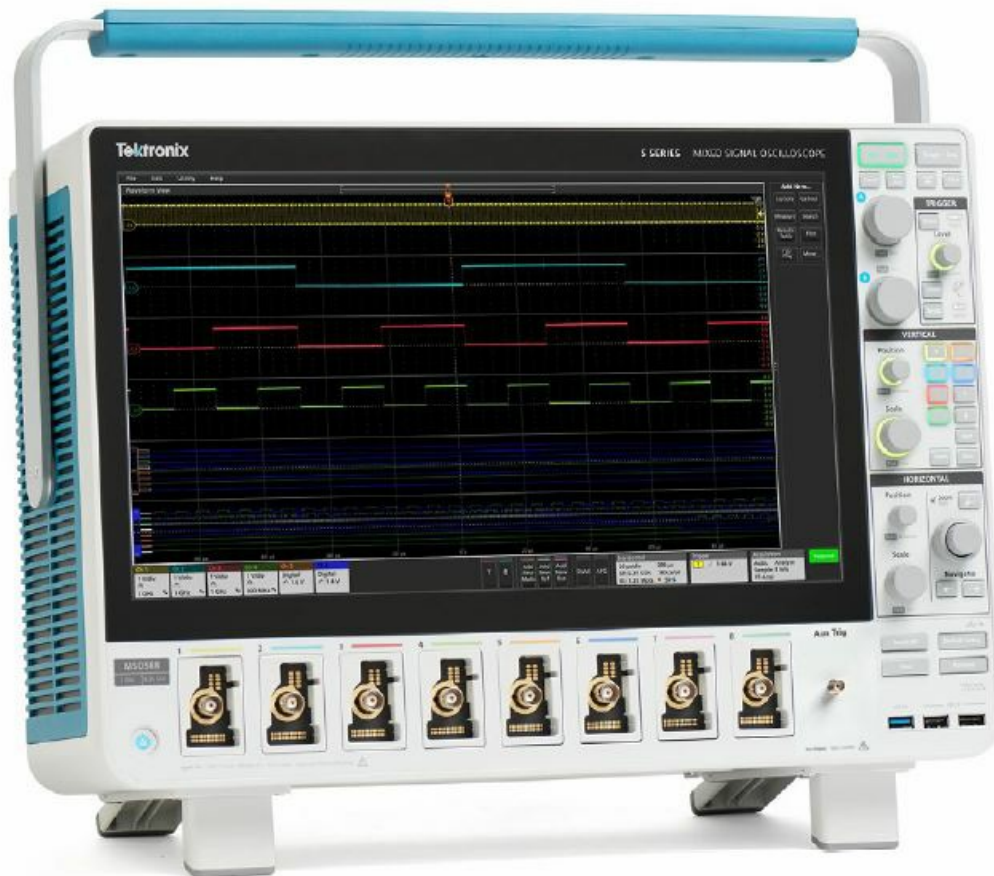


With the largest display and highest available channel count in its class, the 4 Series offers unprecedented insight in a bench-friendly package. And its made-for-touch user interface works exactly as you'd expect.

Bandwidth	200 MHz, 350 MHz, 500 MHz, 1 GHz, 1.5 GHz
Digital Channels	Up to 48 (optional)
Input Channels	4 or 6
Sample Rate	6.25 GS/s

- 13.3 inch, HD capacitive touch display
- 4 or 6 FlexChannel™ inputs can each handle 1 analog or 8 digital signals
- 12-bit Analog-to-digital converters with enhanced resolution up to 16-bits
- Up to 62.5 Mpoints/ch record length
- Spectrum View spectrum analysis

5 Series B MSO



With a remarkably innovative pinch-swipe-zoom touchscreen user interface, the industry's largest high-definition display, and 4, 6, or 8 FlexChannel™ inputs that let you measure one analog or eight digital signals, the 5 Series MSO is ready for today's toughest challenges, and tomorrow's too. It sets a new standard for performance, analysis, and overall user experience.

Bandwidth	350 MHz, 500 MHz, 1 GHz, 2 GHz
Digital Channels	Up to 64 (optional)
Input Channels	4, 6 or 8
Sample Rate	6.25 GS/s

- 15.6 inch, HD capacitive touch display delivers unmatched signal visibility
- 4, 6 or 8 FlexChannel™ inputs can each handle 1 analog or 8 digital signals
- 12-bit Analog-to-digital converters with enhanced resolution up to 16 bits
- Maximum 500 Mpoints/ch record length
- Spectrum View spectrum analysis

6 Series B MSO

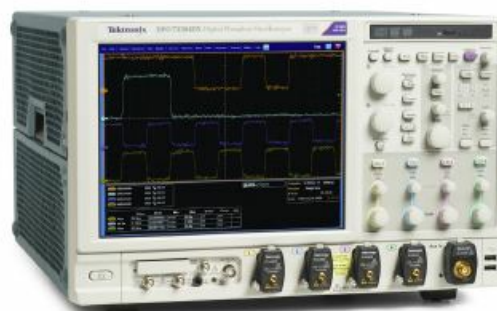


For analyzing and debugging systems with GHz clock and bus speeds, the 6 Series B MSO provides the best signal fidelity with the lowest input noise and up to 10 GHz analog bandwidth. With its intuitive touchscreen user interface, a 15.6-inch high definition display and FlexChannel™ inputs, the 6 Series is a high-performance instrument that's also a pleasure to use.

Bandwidth	1 GHz, 2.5 GHz, 4 GHz, 6 GHz, 8 GHz, 10 GHz
Digital Channels	Up to 64 (optional)
Input Channels	4, 6 or 8
Sample Rate	Up to 50 GS/s

- 15.6 inch, HD capacitive touch display delivers unmatched signal visibility
- 4 FlexChannel™ inputs can each handle 1 analog or 8 digital signals
- Lowest noise at high sensitivity
- >70% noise reduction from previous generation oscilloscopes
- 12-bit Analog-to-digital converters with enhanced resolution up to 16 bits

MSO/DPO70000DX Series




Whether you're at first power-up on your latest design, verifying compliance to the fastest standards, or researching fundamentals of the universe, these oscilloscopes deliver the performance, precision, and tools to get your job done faster.

Analog Bandwidth	8 GHz–33 GHz
Analog + Digital Channels	4 (DPO), 4 + 16 (MSO)
Sample Rate (2/4 Channels)	100/50 GS/s

- 8 to 33 GHz true analog bandwidth for measurements on the latest high-speed serial standards
- 100 GS/s sample rate on 2 channels
- 16 logic channels with 80 ps timing resolution for debug of digital and analog signals (MSO70000 models)
- iCapture – One connection for analog and digital signals (MSO70000 models)
- Fastest waveform capture rate with >300,000 wfms/s maximum

DPO70000SX Series



The DPO70000SX provides low-noise, real-time acquisition using Tektronix's patented Asynchronous Time Interleaving technology. Its compact, scalable package allows flexible system configurations. Get the most accurate real-time performance for ultra bandwidth measurement applications like coherent optical modulation, 100G/400G Datacom, wideband RF, and leading-edge research.

Analog Bandwidth	13–70 GHz, 13–33 GHz
Analog Channels	2–4, 4
Sample Rate	100–200 GS/s, 50–100 GS/s

- Wide range of models from 13 to 70 GHz bandwidth with low noise, high ENOB
- Compact package allows the scope to get very close to the device under test for accurate measurement results
- UltraSync architecture ensures precise data synchronization and convenient Master/Extension operation for scalability in multi-unit systems
- 200 GS/s sample rate for precise 5 ps timing resolution
- Up to 1 Gpoints record length with multiview zoom for quick navigation and advanced search

8 Series Sampling Oscilloscope



The 8 Series Sampling Oscilloscope provides a flexible, efficient solution for the research and design, validation, and manufacturing of optical devices. It combines a disaggregated architecture that's compact and easy to configure with an intuitive user interface, making it well suited for applying modern test methodologies on devices that demand faster, more complex signal modulations.

Optical Bandwidth	30 GHz (Multimode mode); >30 GHz Single mode
Optical Channels	Up to 4
Wavelength Range	750 to 1650 nm
Vertical Resolution	15.6 bits

- Best in class noise performance. Highest sensitivity for low power Multimode or Single Mode signal analysis
- Comprehensive signal analysis supporting complex optical measurement, eye diagram visualization, mask test, equalization, and others
- User reconfigurable, compact design with scaling from 1 to 4 optical channels as needed
- Waveform data streaming through network interface.
- Compliance testing for a wide range of industry NRZ / PAM4 standards, including 10G, 50G, 100G, 200G, and 400G IEEE 802.3TM standards

5 Series MSO Low Profile Digitizer



In applications that demand extreme channel density, the 5 Series MSO Low Profile Digitizer sets a new standard for performance. This mixed signal oscilloscope offers 8 input channels (plus AUX Trig) and 12-bit analog-to-digital converters in a compact package, only 3.5 inches high (2U). Replace your oscilloscopes and fit six times more channels into your existing rack space.

Bandwidth	1 GHz
Digital Channels	Up to 64 (optional)
Input Channels	8
Sample Rate	6.25 GS/s

- 8 FlexChannel™ inputs with 1 GHz bandwidth
- 12-bit Analog-to-digital converter
- 125 Mpoints/ch record length
- Only 2 rack units (3.5 inches) high
- Aux trigger input

6 Series Low Profile Digitizer



Applications requiring high-speed digitizers shouldn't trade-off performance when turning on channels. The 6 Series Low Profile Digitizer sets a new standard by not interleaving sample rate, bandwidth or record length. You get the highest performance digitizer on all channels – all in a 2U space.

Bandwidth	1 GHz, 2.5 GHz, 4 GHz, 6 GHz, 8 GHz
Input Channels	4 SMA inputs
Sample Rate	25 GS/s

- 1 GHz, 2.5 GHz, 4 GHz, 6 GHz, 8 GHz
- 12-bit Analog-to-digital converter
- 2 GHz RF capture bandwidth (span) with I/Q data offloading
- Only 2U rack units (3.5 inches) high
- Aux trigger input

Serial Bus Decoding and Advanced Analysis



Options		2 Series MSO	3 Series MDO
S e r i a l D e c o d e	Aerospace serial triggering and analysis (MIL-STD-1553, ARINC429)		•
	Audio serial triggering and analysis (I2S, LJ, RJ, TDM)		•
	Automotive serial triggering and analysis (CAN, CAN FD, LIN)	•	•
	Automotive serial triggering and analysis (FlexRay)		•
	Automotive sensor serial triggering and analysis (SENT)	•	• (decode only)
	Computer serial triggering and analysis (RS-232/422/485/UART)	•	•
	Embedded serial triggering and analysis (I2C, SPI)	•	•
	USB serial triggering and analysis (USB 2.0 LS, FS, HS)		•
A d v a n c e d A n a l y s i s	Mask and limit testing	•	•
	Power measurement and analysis		•

Serial Bus Decoding, Compliance/Conformance Testing and Advanced Analysis



Options	4 Series B MS O	5 Series B MS O	6 Series B MS O
---------	--------------------	--------------------	--------------------

S e r i a l D e c o d e	1-Wire serial decoding and analysis	•	•	•
	8b10b serial decoding and analysis		•	•
	Aerospace serial triggering and analysis (MIL-STD-1553, ARINC429)	•	•	•
	Audio serial triggering and analysis (I2S, LJ, RJ, TDM)	•	•	•
	Automotive serial triggering and analysis (CAN, CAN FD, LIN, FlexRay)	•	•	•
	Automotive sensor serial triggering and analysis (SENT)	•	•	•
	Computer serial triggering and analysis (RS-232/422/485/UART)	•	•	•
	CXPI serial decoding and analysis	•	•	•
	Embedded serial triggering and analysis (I2C, SPI)	•	•	•
	EtherCAT serial decoding and analysis	•	•	•
	Ethernet serial triggering and analysis (10BASE-T, 100BASE-TX)	•	•	•
	eSPI serial decoding and analysis	•	•	•
	eUSB2 serial decoding and analysis	•	•	•
	I3C serial decoding and analysis	•	•	•
	Manchester triggering and analysis	•	•	•
	MDIO serial decoding and analysis	•	•	•
	MIPI C-PHY (DSI-2/CSI-2) decoding and analysis		•	•
	MIPI D-PHY (CSI/DSI) decoding and analysis		•	•
	NRZ serial decoding and analysis	•	•	•
	Power management serial triggering and analysis (SPMI)	•	•	•
	PSI5 serial decoding and analysis	•	•	•
	SDLC serial decoding and analysis	•	•	•
	SMBus serial decoding and analysis	•	•	•
	SpaceWire serial decoding and analysis	•	•	•
	SVID serial decoding and analysis	•	•	•
	USB serial triggering and analysis (USB 2.0 LS, FS, HS)	•	•	•

Serial Bus Decoding, Compliance/Conformance Testing and Advanced Analysis



Options		4 Series B MS O	5 Series B MS O	6 Series B MS O
C o n f o r m a n c e / C o m p l i a n c e	Automotive Ethernet (10BASE-T1S) compliance solution			•
	Automotive Ethernet (100BASE-T1, 1000BASE-T1, 10BASE-T1S) automated compliance test application		•	•
	DDR3 and LPDDR3 automated compliance solution			•
	Ethernet (2.5G and 5G BASE-T) automated compliance solution			•
	Ethernet (10G BASE-T) automated compliance solution			•
	Ethernet (1000BASE-T, 100BASE-T, 10BASE-T, 10Base-T1L) automated compliance solution		•	•
	MIPI D-PHY 1.2 automated compliance solution			•
	MIPI C-PHY 2.0 automated compliance solution			•
	MIPI D-PHY 2.1 automated compliance solution			•
	Multi-Gigabit Automotive Ethernet (2.5G/5GBASE-T1) automated compliance solution			•
	USB 2.0 automated compliance test solution		•	•
A d v a n c e d A n a l y s i s	3-phase, inverter, motor, drive analysis		•	•
	3-phase power measurements and analysis	•		
	Advanced jitter and eye analysis		•	•
	Advanced power measurement and analysis	•	•	•
	Power measurements and analysis	•		
	DDR3 and LPDDR3 analysis and debug			•
	DQ0 measurements for inverter motor drives		•	•
	Enhanced security for instrument declassification	•	•	•
	Mask and Limit Testing	•	•	•
	Mechanical measurements for inverter motor drives		•	•
	Removable SSD with Windows license		•	•
	User-defined filter creation tool		•	•
	Vector signal analysis (SignalVu-PC)		•	•
	Wide Bandgap SiC/GaN double pulse test measurements	•	•	•

Serial Bus Decoding, Compliance/Conformance Testing and Advanced Analysis



Option		MSO/DPO7000DX	DPO70000SX
S e r i a l D e c o d e	64b/66b Serial Trigger and Analysis		•
	8b/10b Serial Trigger and Analysis	•	•
	Aerospace Serial Triggering and Analysis (MIL-STD-1553B)	•	
	Automotive Serial Triggering and Analysis (CAN/LIN/FlexRay)	•	
	Computer Serial Triggering and Analysis (RS-232/422/485/UART)	•	•
	Custom Serial Analysis Kit for Developers	•	
	Embedded Serial Triggering and Analysis (I2C, SPI)	•	•
	Ethernet Serial Analysis (10BASE-T and 100BASE-TX)	•	•
	Frame and Bit Error Rate Detector for High Speed Serial Stds	•	
	Hi Speed Serial Bit Error Detector		•
	High Speed Serial Link Training Analysis		•
	HSIC Essentials – Electrical Validation and Protocol Decode Solution	•	
	MIPI D-PHY (DSI / CSI2) Serial Analysis	•	
	PCI Express Serial Analysis	•	•
	SSIC Protocol Decoder	•	•
	USB Serial Triggering and Analysis	•	•
C o n f o r m a n c e / C o m	10GBASE-KR/KR4 Compliance and Debug Solution	•	•
	10GBASE-TekExpress Conformance and Debug Solution	•	•
	40GBASE-CR4 Debug and Automated Compliance Solution	•	•
	Automotive Ethernet (100BASE-T1, 1000BASE-T1) Automated Compliance	•	•
	DDR Memory Bus Analysis	•	•
	DDR5 System-level Tx Compliance/Debug Automation Software	•	•
	DisplayPort 1.2 Source Test Automation	•	•

pliance	DisplayPort 1.4 Source Test Automation	.	.
---------	--	---	---

Serial Bus Decoding, Compliance/Conformance Testing and Advanced Analysis



Option		MSO/DPO7000DX	DPO70000SX
C o n f o r m a n c e / C o m p l i a n c e (c o n t i n u e d)	Embedded DisplayPort 1.3 Essentials	•	•
	Embedded DisplayPort 1.4 Essentials	•	•
	Embedded DisplayPort (EDP) v1.4 TX Compliance Test Package		•
	Ethernet Compliance Testing	•	•
	HDMI 1.4 Compliance Testing	•	•
	HDMI 2.0 Advanced Analysis and Rx Compliance	•	
	HDMI 2.0 Advanced Analysis and Tx Compliance	•	•
	HDMI 2.1 Advanced Analysis and Rx Compliance	•	•
	HDMI 2.1 Advanced Analysis and Tx Compliance	•	•
	HDMI 2.1 Advanced analysis and Compliance for eARC Rx tests	•	•
	HDMI 2.1 Advanced analysis and Compliance for eARC Tx tests	•	•
	IEEE-802.3bm: CAUI4 and IEEE-802.3bj: KR4/CR4 100Gbps Transmitter Compliance	•	•
	IEEE-802.3bs/cd: 50-400GAUI, 50-200G-KR, 50-200G-CR, OIF-CEI (VS R, MR, LR) Electrical Transmitter Compliance	•	•
	LPDDR4 Memory Bus Electrical Validation and Analysis	•	•
	LVDS Tx Test Automation	•	•
	MHL 3.0 Advanced Analysis and Compliance for Tx, Rx, Dongle and Cable tests	•	
	MHL Advanced Analysis and Compliance Software	•	•
	MIPI D-PHY 1.2 Tx Test Automation	•	•
	MIPI M-PHY Transmitter Debug, Characterization and Compliance Test Solution	•	•
	MIPI M-PHY Automated Receiver Solution	•	
	MIPI M-PHY Automated Transmitter Solution	•	
	MIPI M-PHY Automated Transmitter Solution (Gear 1, 2, 3, 4)		•

Serial Bus Decoding, Compliance/Conformance Testing and Advanced Analysis



Option		MSO/DPO7000DX	DPO70000SX
C o n f o r m a n c e / C o m p l i a n c e (c o n t i n u e d)	NBASE-T Conformance and Debug Solution	•	•
	PCI Express® Gen1, Gen 2, and Gen 3 bundle Compliance/Debug Automation	•	•
	PCI Express® Gen1/2 DPOJet Measurements	•	•
	PCI Express® Gen3 Compliance/Debug	•	•
	PCI Express® Gen4 Compliance/Debug	•	•
	PCI Express® Gen5 Compliance/Debug	•	•
	PCI Express® Gen6 Base Compliance/Debug		•
	SAS Transmitter Measurements	•	
	SAS-3 Transmitter Compliance Testing	•	•
	SAS-3 WDP Transmitter Measurements		•
	SAS4 DPOJET Essentials	•	•
	SATA PHY/TSG/OOB Transmitter Tests	•	•
	SATA RSG/RMT Receiver Tests	•	•
	SATA TekExpress SATA SW Bundle (TSG and RSG for Hosts or Devices)	•	•
	SFP+ Compliance and Debug Solution	•	•
	Ethernet Automated 10/100/1000 BASE-T Solution	•	•
	Thunderbolt TX Compliance Testing	•	
	USB 2.0 Automated Compliance Testing	•	•
	USB 3.0 Automated Compliance Testing	•	•
	USB 3.1 Automated TX Compliance Testing	•	•
	USB 3.2 Automated TX Compliance Testing		•
	USB Power Adapter/ EPS Compliance Automated Testing	•	•

Serial Bus Decoding, Compliance/Conformance Testing and Advanced Analysis



Option		MSO/DPO7000DX	DPO70000SX
Advanced Analysis	DPOJET Jitter and Eye Analysis Tools – Noise	•	•
	DPOJET Jitter and Eye Analysis Tools – Advanced	•	•
	Frequency Counter-Timer		•
	PAMJET PAM4 Transmitter Analysis Software for electrical signals	•	•
	PAMJET PAM4 Transmitter Analysis Software for optical signals	•	•
	Serial Data Link Analysis Visualizer	•	•
	SignalCorrect Cable and Channel Compensation Software	•	•
	Visual Trigger and Search	•	•
	Waveform Limit Testing	•	•
Special and Modulation Analysis	Advanced Signal Analysis (including pulse measurements)	•	•
	AM/FM/PM Audio Signal Analysis	•	•
	APCO P25 compliance testing and analysis application	•	•
	Flexible OFDM Analysis	•	•
	Frequency and Phase Settling Time Measurements	•	•
	General Purpose Modulation Analysis	•	•
	IEEE 802.11ad and 802.11ay SC Wideband Waveform Analysis	•	•
	Settling Time, Frequency, and Phase	•	•
	SignalVu Bluetooth Basic LE TX SIG measurements	•	•
	SignalVu LTE Downlink RF measurements	•	•
	SignalVu® Essentials – Vector Signal Analysis Software	•	•
	WLAN 802.11ac measurement application	•	•
	WLAN 802.11n measurement application	•	•
	WLAN 802.11a/b/g/j/p measurement application	•	•

PC Analysis Software for Oscilloscopes

SOFTWARE	KEY FEATURES	MORE INFORMATION
TekDrive	<p>A collaborative test and measurement workspace wherein users can upload, store, organize, search, download, and share files from any connected device.</p> <ul style="list-style-type: none"> Analyze and explore standard files such as *.wfm, *.isf, *.tss, and *.csv in your browser Securely share files and folders instantly with other users REST API enables integration with any connected device or software application 	
TekScope PC Analysis Software	<p>Analyze waveforms anytime from anywhere with oscilloscope analysis on your PC.</p> <ul style="list-style-type: none"> Perform basic instrument control, waveform transfer and advanced analysis with oscilloscopes Decode common serial protocols, including: I2C, SPI, RS-232/422/485/UART, CAN, CAN-FD, LIN Supports most waveform files (.wfm, .isf, .csv, .h5, .tr0, .trc, and .bin) 	
Keithley KickStart Software	<p>A full bench setup and control solution for arbitrary function generators, DC power supplies, digital multimeters, source measure units (SMUs) and oscilloscopes. This software helps you start running automated tests and measurements as soon as your instrument is out of the box.</p> <ul style="list-style-type: none"> Save time by automating data collection of millions of readings Set up multi-instrument tests with the ability to independently control up to eight instruments Replicate tests quickly using saved test configurations 	
Spectrum Analyzer Software – SignalVu	<p>Analyze RF and vector signals on your oscilloscope. This software shows the time-variant behavior of these signals and is ideal for validating designs for EMI/EMC pre-compliance testing, wideband radar, wireless LAN, or frequency-hopping communications.</p> <ul style="list-style-type: none"> Analyze waveforms without acquisition hardware present Free version includes 17 signal analysis and real-time spectrum analysis measurements Get the same signal analysis capabilities found in Tektronix real-time signal analyzers on your computer, tablet, or MSO/DPO oscilloscope with Windows 7/8/10 Intel i5 or i7 64-bit operating system 	

- <https://www.tek.com/en/products/software/tekdrive>.
- <https://www.tek.com/en/products/software/tekscope-pc-analysissoftware>.
- <https://www.tek.com/en/products/keithley/keithley-control-softwarebench-instruments/kickstart>.
- <https://www.tek.com/en/products/software/signalvu-pc>.
- <https://www.tek.com/en/productsoftware-series/signalvu-spectrumanalyzer-software>.

Oscilloscope Probes

- Tektronix probes and accessories are perfectly matched to our industry-leading oscilloscopes. With over 100 choices available, you will find the probe you need.
- Need help finding the right probe for your application? The Tektronix Probe Selector Tool will guide you through the variety of probes we offer and help you choose the right probe for your needs.

Isolated Probes

- High-resolution measurements in the presence of common mode signals or noise
- Up to 1 GHz bandwidth
- Complete galvanic isolation
- 1 Million to 1 (120 dB) of common mode rejection at 100 MHz



Power Rail Probes

- Bandwidth up to 4 GHz
- Offset range up to ± 60 V
- Lowest noise
- Flexible connectivity



High Voltage Differential Probes

- Dynamic range to ± 6000 V
- Bandwidth up to 200 MHz
- Most extensive set of probe accessories



Current Probes

- Easy to use and accurate AC/DC current measurements
- DC up to 2 GHz
- Amplitude measurements from 1 mA to 2,000 A
- Split core and solid core construction



Optical Probes

- DPO7OE1/DPO7OE2 – high bandwidth optical probes, DC to 33/59 GHz with broad wavelength support from 750-1650 nm / 1200-1650 nm
- P6701B/P6703B – DC to 1.0/1.2 GHz with broad wavelength support: 500-950 nm/ 1100-1650 nm



Passive Probes

- Best-in-class bandwidth up to 1 GHz
- Best-in-class input capacitance as low as 3.9 pF, which minimizes probe loading effects
- Rugged and reliable
- High voltage versions with dynamic range up to 2500 V



Low Voltage Single-ended Probes

- Bandwidth up to 4 GHz
- True signal reproduction and fidelity
- Low input capacitance: down to < 0.8 pF
- Small, compact probe heads for probing small geometry circuit elements



Low Voltage Differential Probes

- Bandwidth up to 33 GHz
- Easily measure differential signals
- TriMode™ probes let you easily switch between differential, single-ended, and common mode
- High common mode rejection ratio (CMRR)
- Wide range of probe tips for easier circuit access



Service

Save up to 80% when you protect your investment with a service package for your Tektronix instrument.

Tektronix offers a range of calibration and warranty extension plans for purchase with your instrument to protect and maintain its performance over the years. With benefits from priority service to OEM-expert maintenance to accident protection, invest now to avoid unplanned downtime and expense. [View plans.](#)

Calibration Plans Tektronix Opt. C3

- Calibration service 3 years. Includes traceable calibration or functional verification where applicable. Coverage includes the initial calibration plus 2 additional years*.

Tektronix Opt. C5

- Calibration service 5 years.
- Includes traceable calibration or functional verification where applicable. Coverage includes the initial calibration plus 4 additional years**.
- Maximum of 2 events.
- Maximum of 4 events.

Which Plan is Right for You?

Factory Service Plans	Standard Protection	Extended Protection	Premium Protection	
	Ships with your instrument.	Basic coverage that extends your warranty to protect your investment and your uptime.	Save up to 80% and shield yourself from unexpected downtime and cost with these feature-rich plans.	
Features	Original factory warranty with purchase – 1 or 3 years)	Tek Care and Keithley Care Extended Warranties – 3 or 5 years	Total Protection Plan – 3 or 5 Years, Tek & Keithley	Gold Care Protection Plan – 1, 3 or 5 Years, Tek only
Original factory warranty	✓			
Extension of factory warranty		✓	✓	✓
Protection from manufacturer defects	✓	✓	✓	✓
Free factory certified calibration with repair (if necessary)	✓	✓	✓	✓
Free in-country shipping	✓	✓	✓	✓
Priority on-bench service			✓	✓
Coverage of user-caused EOS and ESD damage			✓	✓
Coverage from accidental damage			✓	
Coverage from normal wear and tear			✓	
Loaner unit during repair shipped within 48 hours				✓
Optional Factory-Certified Calibration Plans—3 or 5 year Various levels with and without data, for additional cost.	Initial factory calibration included	✓	✓	✓
Suitable for	Included with every product	Any Tektronix and Keithley instruments	4-5-6 Series Oscilloscopes Function Generators Multimeters Probes Other advanced products	DP070k and 8 Series Oscilloscopes Probes Signal Sources Spectrum Analyzers

Contact Information

- Australia 1 800 709 465
- Austria* 00800 2255 4835
- Balkans, Israel, South Africa and other ISE Countries +41 52 675 3777
- Belgium* 00800 2255 4835
- Brazil +55 (11) 3530-8901
- Canada 1 800 833 9200
- Central East Europe / Baltics +41 52 675 3777
- Central Europe / Greece +41 52 675 3777
- Denmark +45 80 88 1401
- Finland +41 52 675 3777
- France* 00800 2255 4835
- Germany* 00800 2255 4835
- Hong Kong 400 820 5835

- India 000 800 650 1835
- Indonesia 007 803 601 5249
- Italy 00800 2255 4835
- Japan 81 (3) 6714 3086
- Luxembourg +41 52 675 3777
- Malaysia 1 800 22 55835
- Mexico, Central/South America and Caribbean 52 (55) 88 69 35 25
- European toll-free number. If not accessible, call: +41 52 675 3777
- Middle East, Asia, and North Africa +41 52 675 3777
- The Netherlands* 00800 2255 4835
- New Zealand 0800 800 238
- Norway 800 16098
- People's Republic of China 400 820 5835
- Philippines 1 800 1601 0077
- Poland +41 52 675 3777
- Portugal 80 08 12370
- Republic of Korea +82 2 565 1455
- Russia / CIS +7 (495) 6647564
- Singapore 800 6011 473
- South Africa +41 52 675 3777
- Spain* 00800 2255 4835
- Sweden* 00800 2255 4835
- Switzerland* 00800 2255 4835
- Taiwan 886 (2) 2656 6688
- Thailand 1 800 011 931
- United Kingdom / Ireland* 00800 2255 4835
- USA 1 800 833 9200
- Vietnam 12060128

Find more valuable resources at [tek.com](https://www.tek.com)

Copyright © Tektronix. All rights reserved. Tektronix products are covered by U.S. and foreign patents, issued and pending. Information in this publication supersedes that in all previously published material. Specification and price change privileges reserved. TEKTRONIX and TEK are registered trademarks of Tektronix, Inc. All other trade names referenced are the service marks, trademarks or registered trademarks of their respective companies.
2/2024 SBG 46W-31080-12

Documents / Resources



[Tektronix TBS1000C 2 Channel Digital Storage Oscilloscope](#) [pdf] User Guide
TBS1000C 2 Channel Digital Storage Oscilloscope, TBS1000C, 2 Channel Digital Storage Oscilloscope, Digital Storage Oscilloscope, Storage Oscilloscope, Oscilloscope

References

- [!\[\]\(f1aff28a5c2b8114cd22d2593c2f04d6_img.jpg\) Test and Measurement Equipment | Tektronix](#)
- [!\[\]\(102b3d4ea4f02deb2831b28f08e3a823_img.jpg\) Oscilloscope | Discover Top Models & Compare Now | Tektronix](#)
- [!\[\]\(dc19ef322c5c43820e5eea5c9f612a83_img.jpg\) Oscilloscope | Discover Top Models & Compare Now | Tektronix](#)
- [!\[\]\(da7fc67644b11ff84cd16bb8f764b629_img.jpg\) Contact Us | Tektronix](#)
- [!\[\]\(18cddb409089a1201e7481f1e8a28d1f_img.jpg\) Products | Tektronix](#)
- [User Manual](#)

[Manuals+](#), [Privacy Policy](#)

This website is an independent publication and is neither affiliated with nor endorsed by any of the trademark owners. The "Bluetooth®" word mark and logos are registered trademarks owned by Bluetooth SIG, Inc. The "Wi-Fi®" word mark and logos are registered trademarks owned by the Wi-Fi Alliance. Any use of these marks on this website does not imply any affiliation with or endorsement.