



TECWARE PULSE Ambidextrous Wireless Gaming Mouse User Guide

[Home](#) » [TECWARE](#) » TECWARE PULSE Ambidextrous Wireless Gaming Mouse User Guide

Contents [[hide](#)]

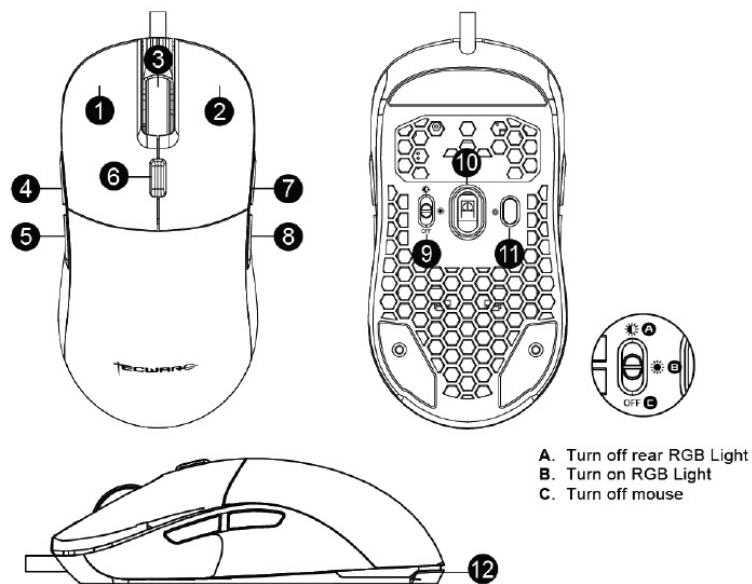
- [1 TECWARE PULSE Ambidextrous Wireless Gaming Mouse](#)
- [2 Key Features](#)
- [3 Dimensions](#)
- [4 Usage](#)
- [5 Charging](#)
- [6 Extras](#)
- [7 Various LED modes can be triggered by the Backward + Scroll Wheel](#)
- [8 Warranty](#)
- [9 Documents / Resources](#)
- [10 Related Posts](#)



TECWARE PULSE Ambidextrous Wireless Gaming Mouse

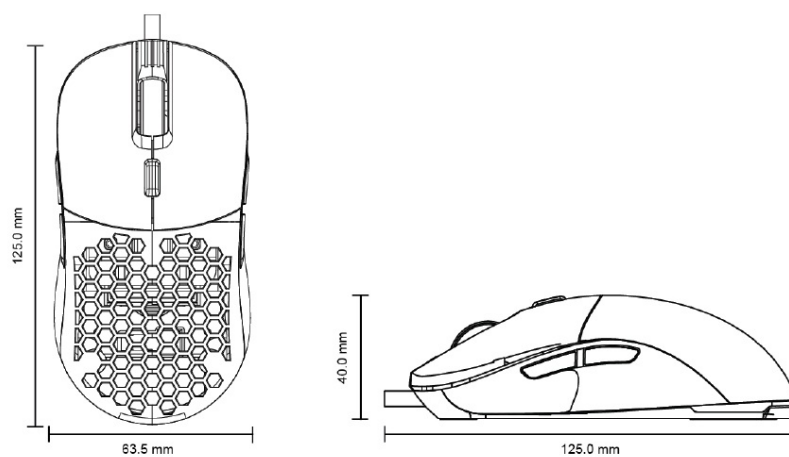


Key Features

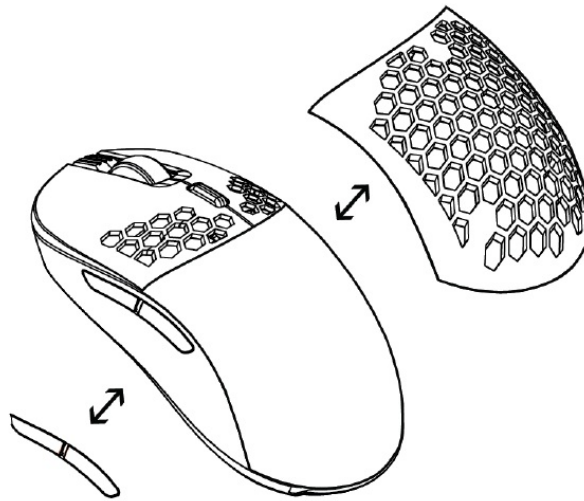


1. Left Button
2. Right Button
3. Scroll Wheel
4. Forward
5. backward
6. DPI Switch
7. Forward
8. Power Toggle Switch
9. LED On / Off/ Eco Mode)
10. PixArt PMW3335 Optical Sensor(Up to 16000DPI)
11. LED Button
12. RGB Backlight

Dimensions



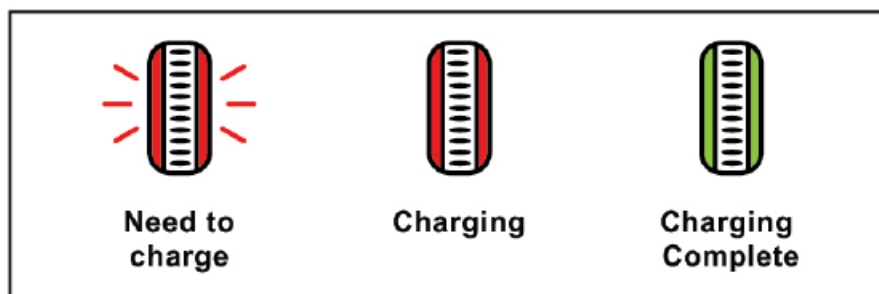
Usage



1. The Pulse has a removable back palm cover. To remove it, just lift the palm cover from the back of the mouse. It will expose the 2.5g dongle inside the mouse.
2. Plug in the 2.4g USB Dongle and wait for your operating system to automatically install the drivers.
3. At the bottom of the Pulse mouse, there is a power toggle switch and an LED button.
 - The Power toggle switch has 3 settings (Off/ On/ Eco mode)
 - The LED button can be pressed to change the RGB light mode patterns during on mode or wired mode.
 - When in “On” mode, the RGB lighting will show but as a battery-saving feature, it will turn off when the sensor detects movement. It will automatically turn on again when there is no movement. The RGB lighting will turn off when idle for 1 minute.
 - When in “Eco Mode” RGB lighting will be off. Only the Scroll wheel and the Tecware logo will function in a “breathing” light pattern. Lighting will turn off when idle for 1 minute.

Charging

1. To charge the mouse, connect the included Type C plug to the mouse and the Type A side of the cable to your computer. You may still use the mouse while charging by putting the Pulse mouse in Off mode.
2. While charging, the Scroll light & Tecware logo will be colored Red. When fully charged, it will turn Green. Charging time takes 1.5 – 2 hrs only.
3. Please take note that in wired mode, the software will have a different setting as compared to wireless mode. Please adjust accordingly if needed.



Device Pairing

Upon inserting the dongle into the USB port, your system should automatically install the mouse drivers and pair

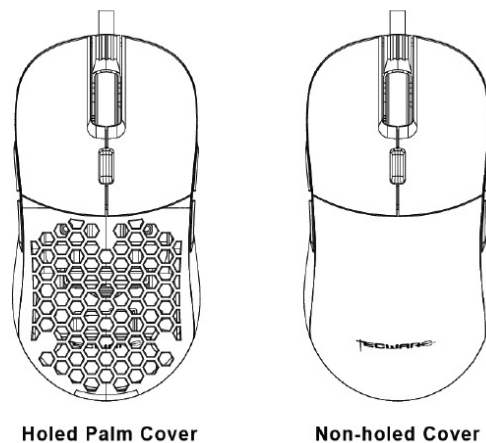
the devices.

If it does not pair automatically

1. Remove the Dongle.
2. hold down the Left Mouse Button, Scroll Wheel, and Right Mouse Button simultaneously for 5 seconds.
3. Once your mouse LEDs start blinking, it means that it has entered 'Pairing Mode'.
4. Insert the Dongle into the USB port. Your mouse will pair automatically.
5. Once the LEDs stop blinking, your device is paired.

Metallic materials (i.e. Computer Case) might act as an interference to the signal and affect the wireless connectivity of your device. We recommend that you insert the dongle into the front USB port of your computer case instead of at the back or use an extension port if you face this issue.

Extras



- The Pulse has 2 side buttons on the left and right side. These physical buttons can be used together but can also be blocked using the included side covers. The buttons and covers are magnetic and can be easily pulled out and snapped in.
- The Holed Palm cover reduced overall weight by 3g as compared to the non-holed cover.

Various LED modes can be triggered by the Backward + Scroll Wheel

1. Colorful Streaming
2. Steady
3. Breathing
4. Colorful Tail
5. Neon
6. Colorful Steady
7. Flicker
8. Stars Twinkle
9. Wave
10. LED Off

Adjustable DPI Switch

- 400DPI (Red)/ 800DPI (Green)/ 1600DPI (Blue)/ 3200DPI (Yellow)/ 6400DPI (Green)/ 16000DPI (Pink)/ Default – 800DPI

Package Contents

- Tecware Pulse Wireless Mouse With 2.4g Dongle
- Lightweight Holed Palm Cover
- 4 pcs Side Button Magnetic Covers
- USB Type C To Type A Paracord Charging Cable

System Requirements

- PC system with USB port
- Windows XP /VISTA/ 7 / 8 / 10

Software

- To access additional features, please download the PULSE Wireless Software from www.tecware.co

Warranty

- 1 Year. Please contact your local distributor for support.

Documents / Resources



[TECWARE PULSE Ambidextrous Wireless Gaming Mouse](#) [pdf] User Guide
PULSE, Ambidextrous Wireless Gaming Mouse, PULSE Ambidextrous Wireless Gaming Mouse, Wireless Gaming Mouse, Gaming Mouse, Mouse