


TECWARE EdGE M2 Mid Tower ARGB Case User Guide

[Home](#) » [TECWARE](#) » TECWARE EdGE M2 Mid Tower ARGB Case User Guide 

TECWARE EdGE M2 Mid Tower ARGB Case



Contents


- [1 Specifications](#)
- [2 Front Cover](#)
- [3 Front Panel I/O Connections](#)
- [4 Component List](#)
- [5 Motherboard Installation](#)
- [6 SSD Installation](#)
- [7 GPU & PSU Installation](#)
- [8 CPU Cooler/ Fan & Radiator Installation](#)
- [9 Package Contents](#)
- [10 Warranty](#)
- [11 Customer Support](#)
- [12 Documents / Resources](#)
 - [12.1 References](#)
- [13 Related Posts](#)

Specifications

Type	Specification
Motherboard Support	ITX, mATX
Dimensions	367(L) x 216(W) x 405(H) mm
3.5" HOD Drive Bay	2
2.5" SSD Drive Bay	2
Expansion Slots	4
Maximum GPU Length	330mm
Maximum PSU Length	160mm
Maximum CPU Cooler Height	175mm

Front Cover

Open the front cover by pulling outwards with controlled force.



Front Panel I/O Connections

BUTTONS AND ACTIVITY LIGHTS

These cables are connected to the motherboard for the power button (power sw), reset button, HDD LED, and power LED (P+ / P-).







HD AUDIO

This connector attaches to your sound card or motherboard and is used to provide the front panel mic input and headphone output.

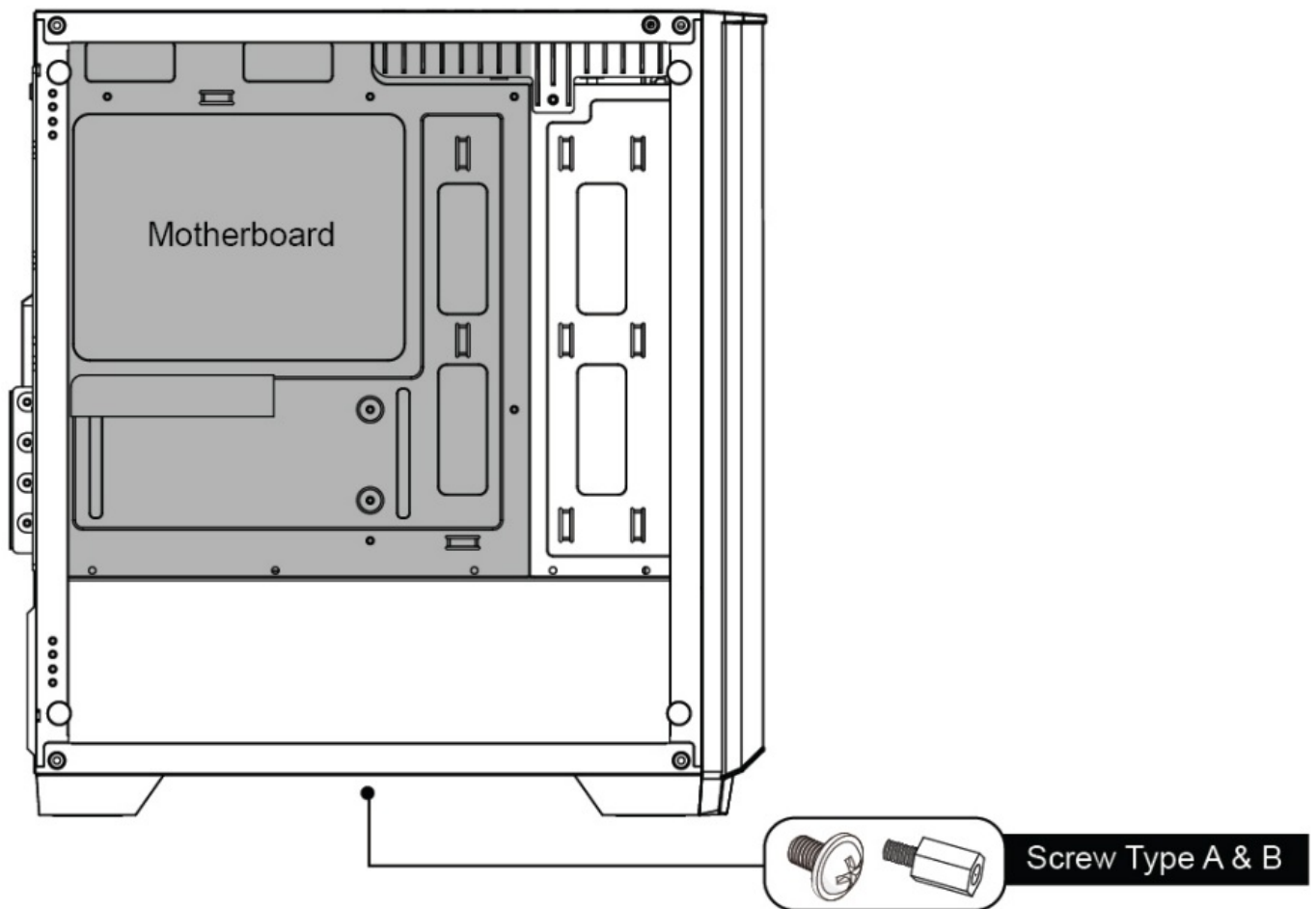
USB 3.0 CONNECTOR

This cable connects to the USB 3.0 header on the motherboard to enable the front USB 3.0 ports.

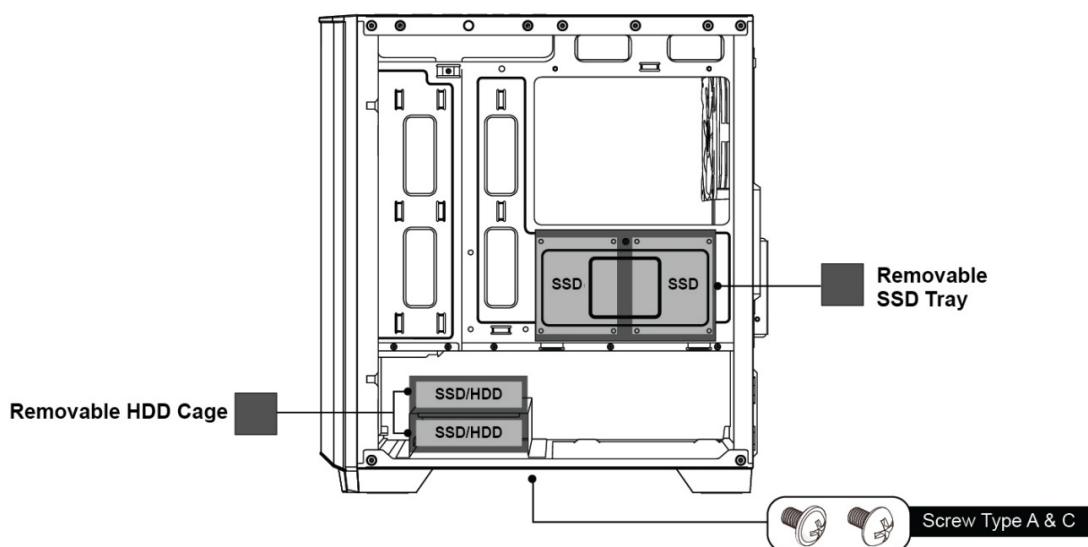
Component List

VISUAL	ITEM	QTY	APPLICATION
A 	Motherboard & SSD screw	23	Motherboard and 2.5 hard drive installation
B 	Motherboard standoff	3	Motherboard installation
C 	HOD mount screw	8	3.5 hard drive installation
D 	PSU & Rear expansion slot screw	7	Power supply installation Mounting of GPU and other expansion cards
E 	Radiator Fan Screw	8	Radiator/Fan Installation
F 	Cable Tie	6	Cable management

Motherboard Installation

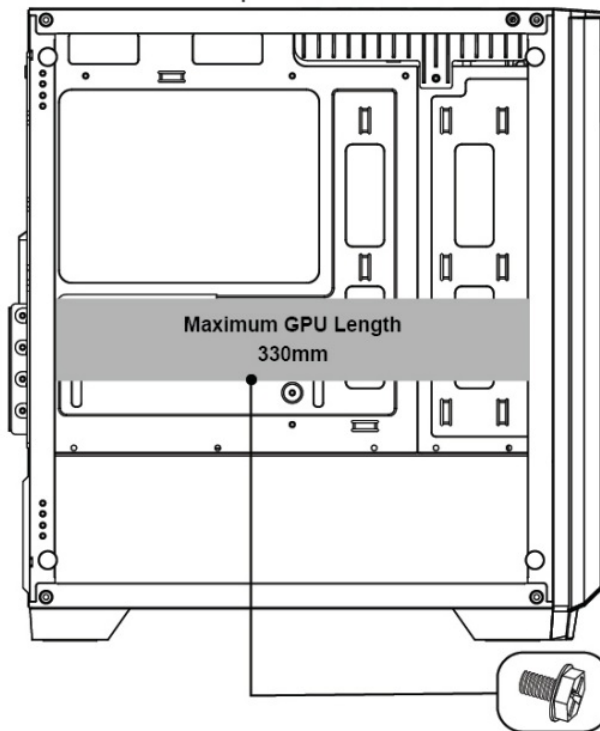


SSD Installation

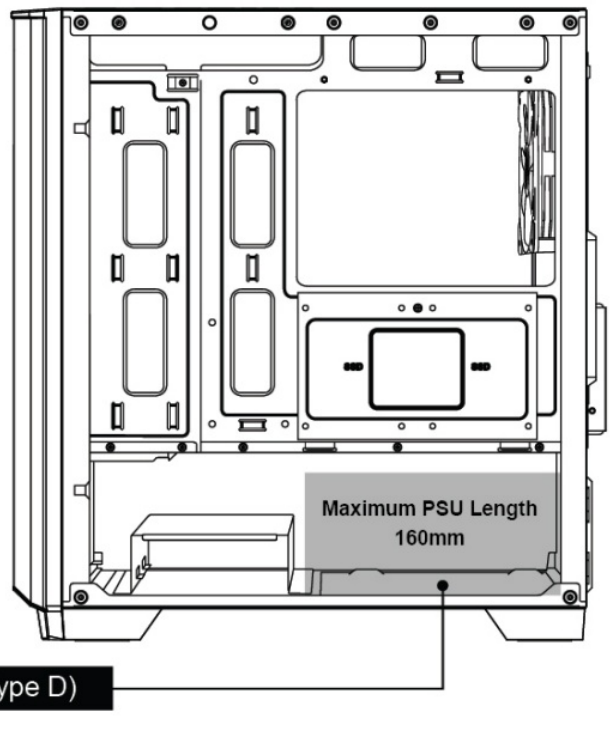


GPU & PSU Installation

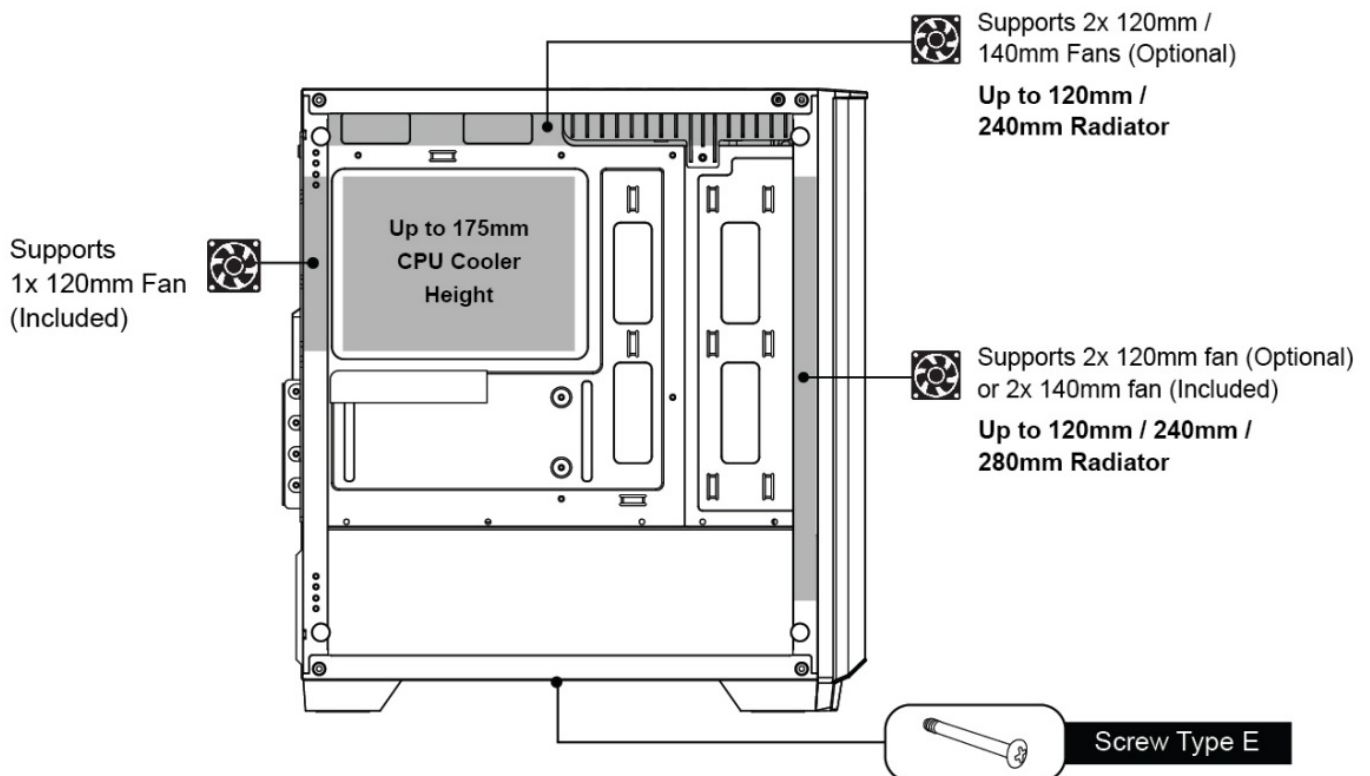
Graphics Processing Unit and other expansion cards



Power Supply Unit Installation



CPU Cooler/ Fan & Radiator Installation



Package Contents

- 1 x TECWARE Edge M2 Case
- 1 x Accessories Box

Warranty

- 1 Year. Please contact your local distributor for support.

Customer Support

www.tecware.co



Documents / Resources



[TECWARE EdGE M2 Mid Tower ARGB Case](#) [pdf] User Guide

EdGE M2 Mid Tower ARGB Case, EdGE M2, Mid Tower ARGB Case, Tower ARGB Case, ARGB Case

References

- [User Manual](#)

[Manuals+](#), [Privacy Policy](#)

This website is an independent publication and is neither affiliated with nor endorsed by any of the trademark owners. The "Bluetooth®" word mark and logos are registered trademarks owned by Bluetooth SIG, Inc. The "Wi-Fi®" word mark and logos are registered trademarks owned by the Wi-Fi Alliance. Any use of these marks on this website does not imply any affiliation with or endorsement.