



tecware B68 Wireless Mechanical Keyboard User Guide

[Home](#) » [TECWARE](#) » tecware B68 Wireless Mechanical Keyboard User Guide

Contents [[hide](#)]

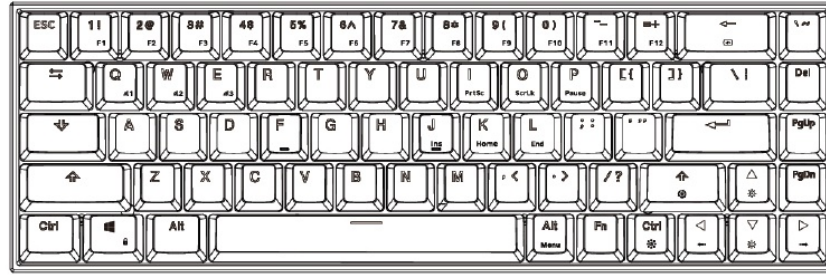
- 1 [tecware B68 Wireless Mechanical Keyboard](#)
- 2 [Fn Shortcut Keys](#) Various LED modes can be triggered by Fn + Right Ctrl Keys
- 3 [Charging](#)
- 4 [Package Contents](#)
- 5 [Documents / Resources](#)
- 6 [Related Posts](#)



tecware B68 Wireless Mechanical Keyboard



Fn Shortcut Keys

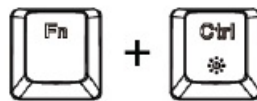


| | | | | | | |
|--|---|--|---|--|---|--------------------------------------|
| | + | | = | | = | Fn + 1 thru 12 F1 thru F12 |
| | + | | = | | | Fn + I Print Screen |
| | + | | = | | | Fn + O Scroll Lock |
| | + | | = | | | Fn + P Pause |

| | | | | | | |
|--|---|--|---|--|--|-------------------------------|
| | + | | = | | | Fn + J Insert |
| | + | | = | | | Fn + K Home |
| | + | | = | | | Fn + L End |
| | + | | = | | | Fn + Right Alt Menu |

| | | | | | | |
|--|---|--|---|--|--|------------------------------------------------------------------------------------------------|
| | + | | = | | | Fn + ↑ LED Lighting Brightness Increase |
| | + | | = | | | Fn + ↓ LED Lighting Brightness Decrease |
| | + | | = | | | Fn + → LED Lighting Speed Increase |
| | + | | = | | | Fn + ← LED Lighting Speed Decrease |
| | + | | = | | | Fn + Right Ctrl LED Mode Switch |
| | + | | = | | | Fn + Right Shift LED Color Switch (Red, Green, Blue, Yellow, Purple, Blue and White) |
| | + | | = | | | Fn + Esc Reset Settings |
| | + | | = | | | Fn + Win Windows Key Lock |

Various LED modes can be triggered by Fn + Right Ctrl Keys

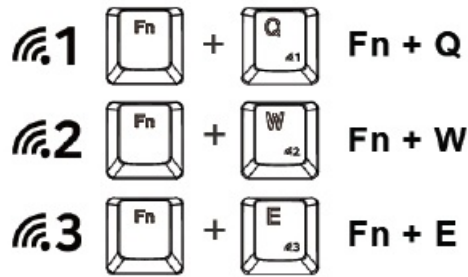


1. Snake
2. Spectrum
3. Reactive
4. Sine wave
5. Static
6. Breathing
7. Color Cycle
8. active Sideways
9. active Burst
10. Windmill
11. Custom 1, 2

Connectivity switch: (located at the back of the keyboard)
Toggle Left for BT mode, Middle for OFF, Right for WIRED MODE

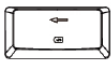
BT Connection: (Connect/Store up to 3 Devices)

The tab key will be backlit in White when in BT mode and Esc will blink to search connection



- Long press (3 sec) for pairing mode between the BT device.
- Esc Key will blink fast when discoverable. When pairing is complete, the ESC key will stop blinking.
- Single press to connect/disconnect to the paired device.
- Esc Key will stop blinking when the connection is established.

Charging



FN + Backspace displays the battery power level. Keys 1-0 light up in green to show the battery level.

- The blinking Blue Keyboard battery is charging. The backspace key will stop blinking when fully charged. A low battery will stop functioning after 10 seconds.
- Blinking Red Connect your USB Wire to charge.

Sleep/Time Out

- The keyboard goes to sleep after 90 seconds when the keyboard is disconnected from the device or the device fails to reconnect.
- The keyboard goes to sleep when the keyboard is inactive for 120 seconds.

Package Contents

- TEAWARE B68 Mechanical Keyboard
- Quick Start Guide
- Esc Key Dyesub PBT Keycap x 1
- Removable Type-C cable
- Switch Puller x 1
- Keycap Puller x 1

System Requirements

- PC with USB port
- Windows 7/8/10, Mac

Warranty

- 1 Year. Please contact your local distributor for support.

Documents / Resources



[tecware B68 Wireless Mechanical Keyboard](#) [pdf] User Guide
B68, Wireless Mechanical Keyboard, B68 Wireless Mechanical Keyboard, Mechanical Keyboard, Keyboard