



TECWARE B68 Plus 3-Mode Wireless Mechanical Keyboard User Guide

[Home](#) » [TECWARE](#) » TECWARE B68 Plus 3-Mode Wireless Mechanical Keyboard User Guide 

Contents

- [1 TECWARE B68 Plus 3-Mode Wireless Mechanical Keyboard](#)
- [2 Fn Short keys](#)
- [3 Documents / Resources](#)
- [4 Related Posts](#)



TECWARE B68 Plus 3-Mode Wireless Mechanical Keyboard



Fn Short keys



+ - = **Fn + 1 thru 12**
 F1 thru F12
 + = **Fn + I**
 Print Screen
 + = **Fn + O**
 Scroll Lock
 + = **Fn + P**
 Pause

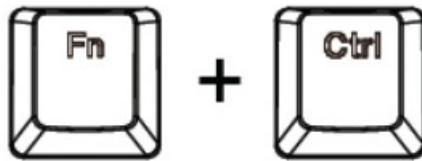
+ = **Fn + J**
 Insert
 + = **Fn + K**
 Home
 + = **Fn + L**
 End
 + = **Fn + Right Alt**
 Menu

+ = **Fn + Left Alt**
 Turn On/Off secondary function on CAPSLOCK
 (Acts as a FN button when held down by default)
 + = **Fn + ↑**
 LED Lighting Brightness Increase
 + = **Fn + ↓**
 LED Lighting Brightness Decrease
 + = **Fn + →**
 LED Lighting Speed Increase
 + = **Fn + ←**
 LED Lighting Speed Decrease
 + = **Fn + Right Ctrl**
 LED Mode Switch
 + = **Fn + Right Shift**
 LED Color Switch (Red, Green, Blue, Yellow, Purple, Blue and White)
 + = **Fn + Esc (Hold down 5 sec)**
 Reset Settings
 + = **Fn + Win**
 Windows Key Lock

Various LED modes can be triggered by Fn + Right Ctrl Keys

1. Snake
2. Spectrum
3. Reactive
4. Sine wave
5. Static
6. Breathing

7. Color Cycle
8. Reactive Sideways
9. Reactive Burst
10. Windmill
11. Custom 1, 2



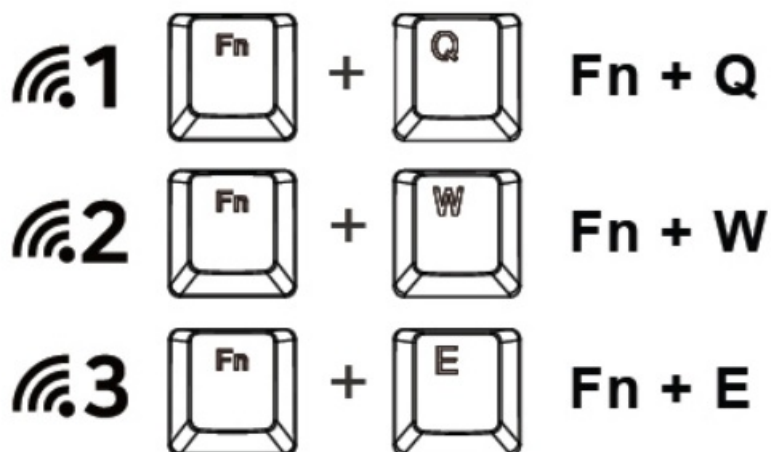
Connectivity switch: (located at the back of the keyboard)

Toggle Left for BT mode, Middle for WIRED MODE,

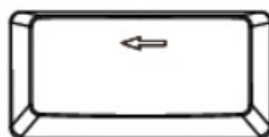
BT Connection: (Connect/Store up to 3 Devices)

Tab key will be backlit in White when in BT mode and Esc will blink to search connection

- Long press (3 sec) for pairing mode between the BT device.
- Esc Key will blink fast when discoverable. When pairing is complete,
- ESC key will stop blinking.
- Single press to connect/disconnect to paired device.
- Esc Key will stop blinking when connection is established.



Charging:



FN Backspace displays battery power level. Keys 1-0 lights up in green to show battery level.

- Blinking Blue Keyboard battery is charging. Backspace key will stop blinking when fully charged.
- Blinking Red Low Battery, will stop functioning after 10 seconds.
- Connect your USB Wire to charge.

Sleep/Time Out:

- The keyboard goes to sleep after 90 seconds when the keyboard is disconnected from the device or the device fails to reconnect.
- The keyboard goes to sleep when the keyboard is inactive for 120 seconds.

Package Contents

- TECWARE B68+ Mechanical Keyboard
- Quick Start Guide
- USB Dongle x 1
- 1.8m Removable USB-C Cable x 1
- Switch Puller x 1
- Keycap Puller x 1
- System Requirements
- PC with USB port
- Windows 7/8/10, Mac

Warranty

1 Year. Please contact your local distributor for support.

Documents / Resources



[TECWARE B68 Plus 3-Mode Wireless Mechanical Keyboard](#) [pdf] User Guide
 B68 Plus 3-Mode Wireless Mechanical Keyboard, B68 Plus, 3-Mode Wireless Mechanical Keyboard