


**FTLTB Mounting Bracket
For Lagun Table System**



TECTONIC OVERLAND FTLTB Mounting Bracket For Lagun Table System Installation Guide

[Home](#) » [TECTONIC OVERLAND](#) » TECTONIC OVERLAND FTLTB Mounting Bracket For Lagun Table System Installation Guide 

Contents

- [1 TECTONIC OVERLAND FTLTB Mounting Bracket For Lagun Table System](#)
- [2 Product Information](#)
- [3 Product Usage Instructions](#)
- [4 FAQ](#)
- [5 Ford Transit](#)
- [6 PARTS INCLUDED](#)
- [7 UNCOVER MOUNTING POINTS](#)
- [8 INSTALL THE BRACKET](#)
- [9 PRODUCT LIFETIME WARRANTY STATEMENT](#)
- [10 Documents / Resources](#)
 - [10.1 References](#)



TECTONIC OVERLAND FTLTB Mounting Bracket For Lagun Table System



Product Information

Specifications

- **Product Name:** B-Pillar Table Bracket for Lagun Table System
- **Compatible with:** Ford Transit
- **Part Number:** FTLTB
- **Manufacturer:** Tectonic Overland
- **Optional Table Hardware Included:** 4 M8 x 30mm Bolts, 4 M8 Washers, 4 M8 Nuts

Product Usage Instructions

- Ford Transits may or may not have a cargo tie-down on the B pillar. If present, discard the bolt from the kit and use the one that comes with the van by removing the cargo tie-down.
- If the van does not come with a cargo tie-down, remove the sticker covering the bolt hole to use the provided self-tapping bolt.
- Secure the bracket to the B-pillar support using the provided hardware. Note that the hole is not threaded, and the 7/16 bolt is a thread-cutting bolt.
- Refer to the Lagun Table System installation guide for instructions on installing the table arm. Optional table hardware is provided for a cleaner table install.

- This step is optional and completes the installation process.
- This product must be installed properly to ensure safe use. Incorrect installation can lead to serious injury or property damage. If unsure about installation, seek professional help.
- Our products are backed by a comprehensive Lifetime Warranty covering manufacturing defects and failures. The warranty excludes damages due to misuse, accidents, modifications, or post-purchase damages.

FAQ

- **Q:** What should I do if I encounter an issue covered by the Lifetime Warranty?
- **A:** Reach out to us immediately via our Warranty Support Form on our website. Our dedicated team will assist you promptly in processing the warranty claim.

B-PILLAR TABLE BRACKET FOR LAGUN TABLE SYSTEM

Ford Transit

- Part # FTLTB

Thank you for purchasing the table bracket for the Lagun Table System from Tectonic Overland. We're super excited you've chosen this solution and we think you'll love it as much as we do. Let us know what you think!

TECTONIC OVERLAND, INFO@TECTONICOVERLAND.COM

PARTS INCLUDED



2 7/16" x 2" SELF
TAPPING BOLT



2 M6 x 20mm BOLTS

OPTIONAL TABLE HARDWARE

- 4 M8 x 30mm BOLTS
- 4 M8 WASHERS
- 4 M8 NUTS

THINGS YOU'LL NEED




1/2" WRENCH OR SOCKET

8mm WRENCH OR SOCKET

UNCOVER MOUNTING POINTS

STEP 1

Ford Transits will either come with a cargo tie-down on the B pillar or it won't. If it does, you can discard the bolt that comes in this kit and use the one that comes with the van. Simply remove the cargo tie-down. If your van does not come with the cargo tie-down, remove the sticker covering the bolt hole (pictured below) and use the provided self-tapping bolt.

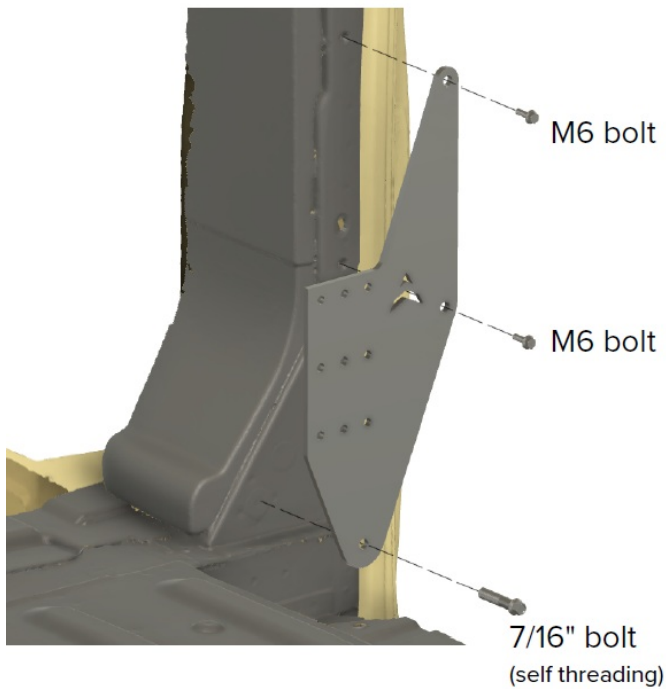


INSTALL THE BRACKET

STEP 2

- Using the provided hardware to secure the bracket to the B-pillar support in your van as shown below.

NOTE: This hole is not threaded. The 7/16" bolt is a thread-cutting bolt.



(R1 bracket shown for illustration purposes.)

STEP 3, INSTALL THE TABLE

All done!

Refer to the Lagun Table System installation guide for instructions on installing the table arm. We've provided optional table hardware for a cleaner table install as well. This step is purely optional.

Enjoy!

IMPORTANT SAFETY WARNING


This product must be installed properly to ensure its safe use. Incorrect installation may result in serious injury to you or others and damage to personal property. If you have any doubts about your ability to correctly install this product, we strongly recommend seeking assistance from a professional installer.

PRODUCT LIFETIME WARRANTY STATEMENT


- Our company takes great pride in the quality and craftsmanship of our products. We stand behind our product's performance and durability with a comprehensive Lifetime Warranty.
- This Lifetime Warranty covers all aspects of manufacturing defects and failures that might occur over the life of the product. These include but are not limited to corrosion, material defects to the aluminum, defects to the powder coat finish, or defects with any of the fasteners.
- Please note that this warranty does NOT cover damages due to misuse, accidents, modifications, or any other damages inflicted by the user post-purchase. Regular wear and tear for the product's use is also not covered by this warranty.
- If you encounter an issue with our product that you believe is covered by this warranty, please reach out to us immediately via our Warranty Support Form available on our website. Our dedicated warranty support team will assist you promptly.
- This warranty is only valid for the original purchaser of the product, and proof of purchase may be required during the warranty claim process. This Lifetime Warranty is in effect for the original purchaser for as long as they own the product.

THANK YOU FOR CHOOSING TECTONIC OVERLAND FOR YOUR OVERLANDING NEEDS.
HAPPY ADVENTURING! tectonicoverland.com.

Documents / Resources

	<p>TECTONIC OVERLAND FTLTB Mounting Bracket For Lagun Table System [pdf] Installation Guide</p> <p>FTLTB Mounting Bracket For Lagun Table System, FTLTB, Mounting Bracket For Lagun Table System, Bracket For Lagun Table System, Lagun Table System, Table System</p>
---	---

References

-  [Tectonic Overland](#)
- [User Manual](#)

Manuals+, Privacy Policy

This website is an independent publication and is neither affiliated with nor endorsed by any of the trademark owners. The "Bluetooth®" word mark and logos are registered trademarks owned by Bluetooth SIG, Inc. The "Wi-Fi®" word mark and logos are registered trademarks owned by the Wi-Fi Alliance. Any use of these marks on this website does not imply any affiliation with or endorsement.