
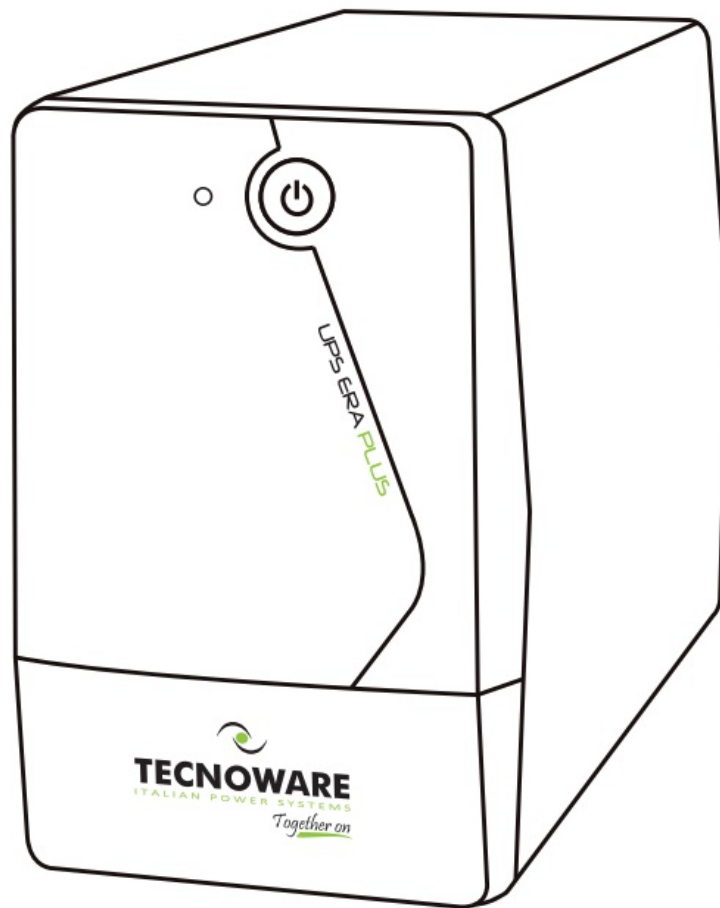




TECNOWARE Era Plus 800 Line-Interactive User Guide

[Home](#) » [TECNOWARE](#) » TECNOWARE Era Plus 800 Line-Interactive User Guide 





Contents

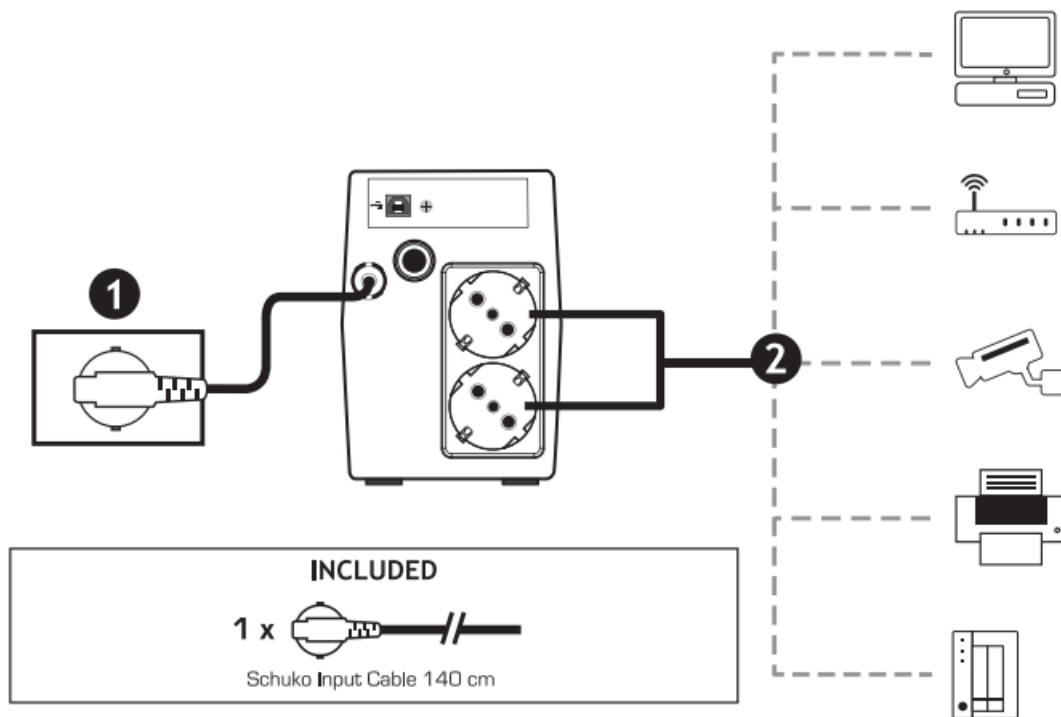
- [1 Era Plus 800 Line-Interactive](#)
- [2 Installation](#)
- [3 Safety Warnings](#)
- [4 Battery Replacement](#)
- [5 Documents / Resources](#)
- [6 Related Posts](#)

Era Plus 800 Line-Interactive

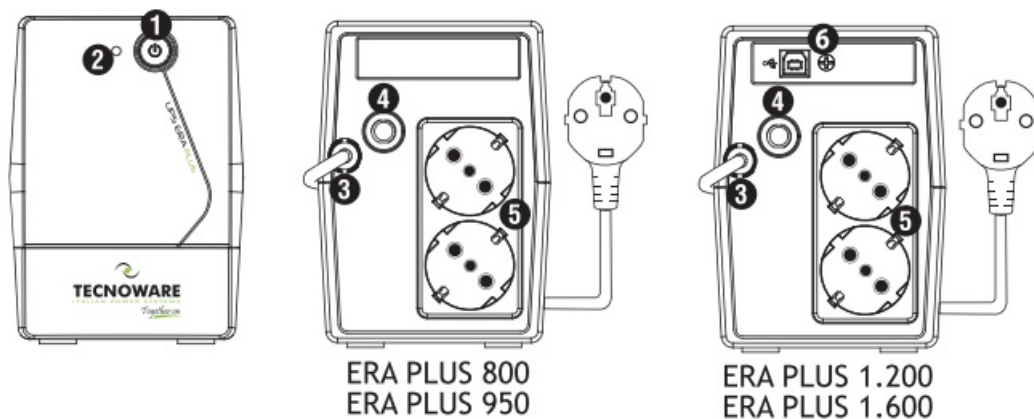
Thank you for choosing this Together On product
Sat egard the enviroment with Tecnoware.

Installation

1. Connect the UPS Input socket to the AC line outlet
2. Connect PC and Monitor to the UPS Era Plus.



- On/Off button 1
- Line/Battery Led 2
- AC input cable 3
- Input fuse 4
- Output sockets with blackout protection 5
- USB port 6



Safety Warnings

- Read the manual carefully and completely before installing and using the TECNOWARE ERA PLUS Uninterruptible Power Supply, which, from here after, will also be referred to as UPS. This manual should be kept close to the UPS and read before the UPS is installed and used.
- The UPS must be used only by properly trained personnel. To ensure correct and safe operations, it is necessary that operators and maintenance personnel observe the general safety Standards as well as the specific instructions included in the manual.
- Risk of electric shock: do not remove the cover. The UPS contains internal parts, which are at a high Voltage

and are potentially dangerous, capable of causing injury or death by electric shock.

- There are no internal parts in the UPS, which are user serviceable. Any repair or maintenance work must be performed exclusively by qualified technical personnel authorized by TECNOWARE. TECNOWARE declines any responsibility if this warning is disregarded.
- Warning to the technical personnel authorized for Service: since internal components are connected to the batteries, they will remain powered, and therefore dangerous, even after the UPS has been disconnected from AC power mains. Before any repair or maintenance work, disconnect the batteries, by removing the positive cable (red colour) from the positive pole of the battery.
- It is compulsory to ground the UPS according to Safety Standards. The AC mains power supply socket used to power the UPS must have an earth connection.
- In the event of AC main power supply failure (when the UPS works in Battery mode), do not unplug the power supply cable to the UPS to ensure earth continuity to the connected loads.
- Since the AC mains power supply cable acts as a separation device, the AC mains power socket used to supply the UPS and/or the rear side of the UPS must be accessible to easily disconnect the cable in case of dangerous conditions.
- Risk of electric shock at the Output lines when the UPS is ON.
- Risk of electric shock at the Output lines while the unit is connected to the AC utility line.
- Do not obstruct ventilation slots or holes and do not rest any object on top of the UPS.
- Do not insert objects or pour liquids in the ventilation holes.
- Install the UPS indoors, in a protected, clean and moisture-free environment.
- Do not expose to the direct sun light.
- Do not keep liquids, flammable gases or corrosive substances near the UPS.

Battery Replacement

Battery replacement must be performed exclusively by qualified technical personnel authorized by TECNOWARE. TECNOWARE declines any responsibility if this warning is disregarded. When replacing batteries, replace with the same type and number.

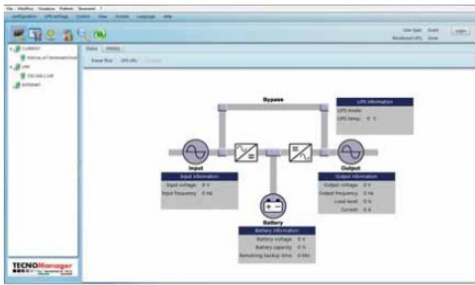
CAUTION: A battery can present a risk of electrical shock and high short circuit current. The following precautions should be observed when working on batteries:

- a) Remove watches, rings or other metal objects;
- b) Use tools with insulated handles;
- c) Wear rubber gloves and boots;
- d) Do not lay tools or metal parts on top of batteries;
- e) Disconnect the charging source prior to connecting or disconnecting battery terminals;
- f) Determine if battery is inadvertently grounded. If inadvertently grounded, remove source from ground.

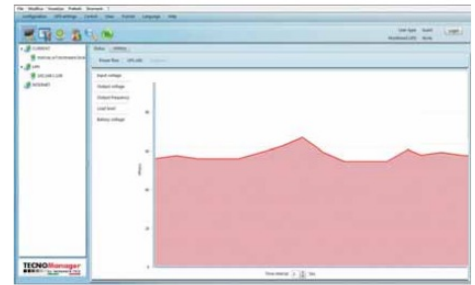
CAUTION: Do not dispose of batteries in a fire. The batteries may explode.

CAUTION: Do not open or mutilate batteries. Released electrolyte is harmful to the skin and eyes. It may be toxic.

On www.tecnoware.com it is possible to download the complete user's manual and the Software TecnoManager compatible with Windows and Mac Os X (only for Era PLUS 1.200 and Era PLUS 1.600).



TECNOManager
UPS Management Software



Together on

Safeguard the environment with Tecnoware.



Eco Friendl TIPS

- Separate recycling waste
- Reduce waste
- Avoid wasting electricity
- Reuse plastic containers
- Limit water consumption
- Optimize the use of transport means
- Prefer reusable packaging
- Choose natural fabrics
- Choose products at zero km
- Disconnect the plug for inoperative appliances
- Do an home vegetable garden

Find out all Together On Products




<https://www.tecnoware.com/togetheron>



COMPANY WITH ENVIRONMENTAL SYSTEM CERTIFIED BY DNV GL = ISO 14001 =
Via Montetrini 2/E 50065 Molino del Piano – Firenze – Italy www.tecnaware.com

Documents / Resources

	<p>TECNOWARE Era Plus 800 Line-Interactive [pdf] User Guide Era Plus 800 Line-Interactive, Era Plus 800, Line-Interactive, Interactive</p>
---	--