



**tecno  
switch**

60669-1, 60669-2-1 Multi Functions  
Electronic Staircase Timer 16A



## tecno switch 60669-1, 60669-2-1 Multi Functions Electronic Staircase Timer 16A Instruction Manual


[Home](#) » [tecno switch](#) » tecno switch 60669-1, 60669-2-1 Multi Functions Electronic Staircase Timer 16A  
Instruction Manual 

### Contents

- 1 [tecno switch 60669-1, 60669-2-1 Multi Functions Electronic Staircase Timer 16A](#)
- 2 [SPECIFICATION](#)
- 3 [USAGE INSTRUCTION](#)
- 4 [DIMENSION](#)
- 5 [CONNECTION DIAGRAMS FOR ELECTRONIC STAIRCASE TIMER](#)
- 6 [SELECTABLE FUNCTIONS WITH ROTARY KNOB](#)
- 7 [CLEANINGS STAIRS MOOE](#)
- 8 [ABOUT COMPANY](#)
- 9 [Documents / Resources](#)
  - 9.1 [References](#)
- 10 [Related Posts](#)

**tecno  
switch**

**tecno switch 60669-1, 60669-2-1 Multi Functions Electronic Staircase Timer 16A**



## SPECIFICATION

- **Frequency** 50-60 Hz
- **Voltage** 230Vac
- **Rated current** 16A

## USAGE INSTRUCTION

- Self-extinguishing VO 1 DIN case
- Suitable for 3 or 4 cable systems, with automatic identification
- Time Regulation from 0,5 to 20 minutes
- Max 30 illuminated push-buttons <1 mA
- Max 10 LED illuminated push-buttons
- Screw connection terminals
- IP20 protection rating
- Led indicators: red = relay ON, green = power supply ON
- Zero crossing switching to protect contacts from wear (FIG.1 ).

## COMMUTAZIONE ZERO CROSSING

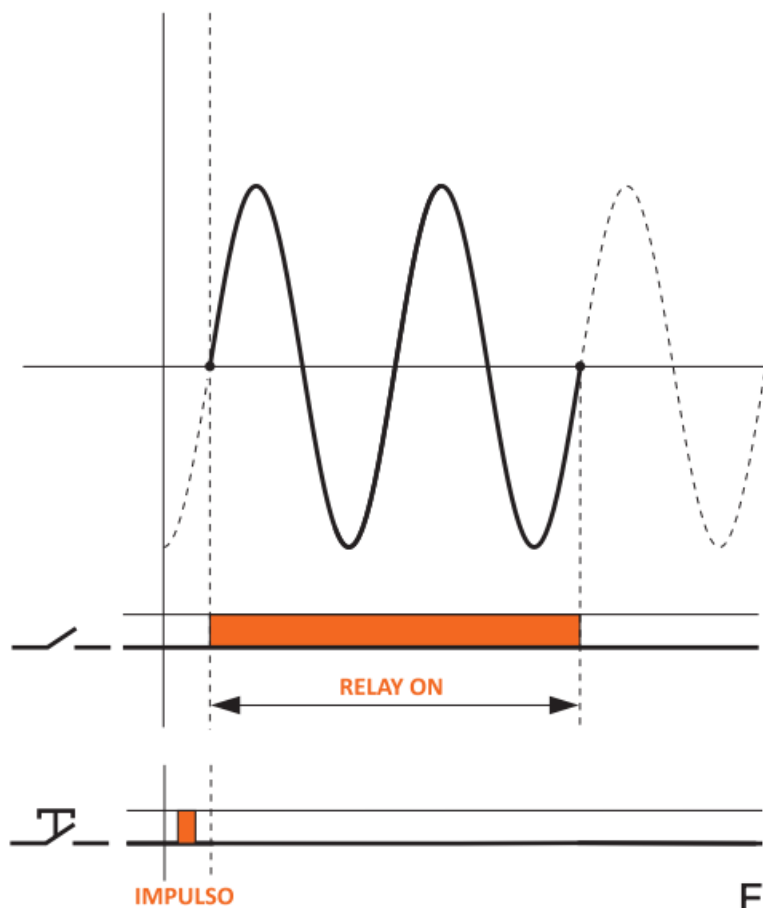
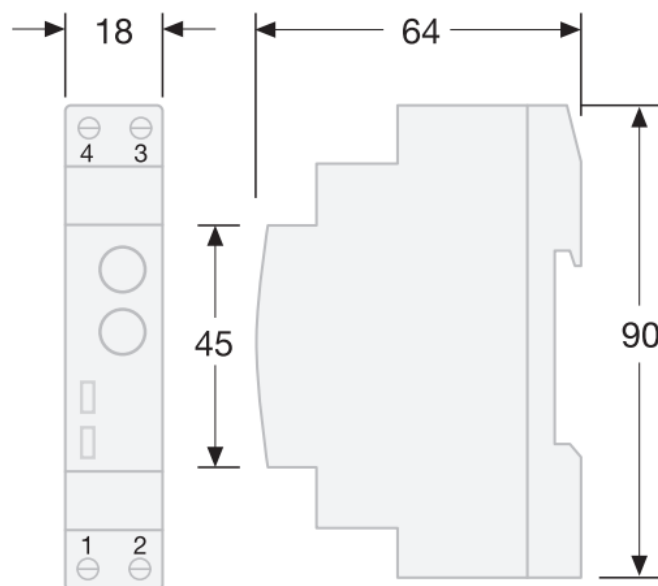


FIG.1

### • Functions:

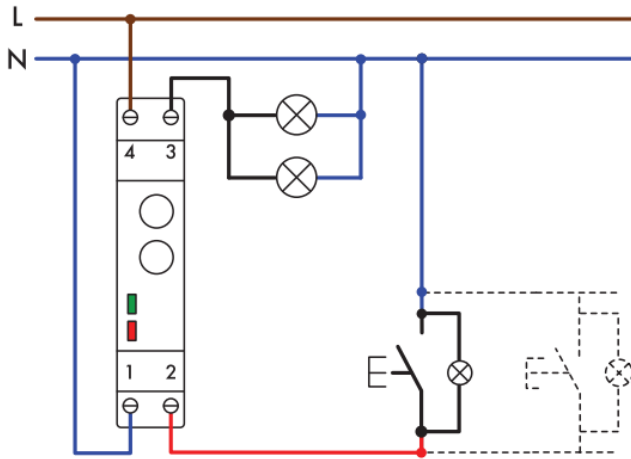
1. Pulse staircase relay timer
  2. Timed staircase relay
  3. Timed staircase relay with shutdown warning
- Fixed light

### DIMENSION

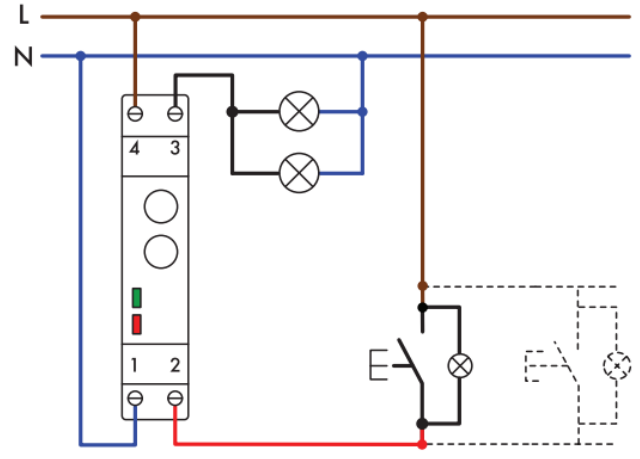


CODICE	INCANDESCENZA	ALOGENA	FLUORESCENZA	LED 230V	PULSANTI LUMINOSI COLLEGABILI	USCITA RELE'	PESO
CODE	INCANDESCENT	HALOGEN	FLUORESCENT	230V LED	MAX N° OF ILLUMINATED PUSH-BUTTON	RELAY OUTPUT	WEIGHT
	Watt	Watt	Watt	Watt			gr
<b>TS201DI</b>	2000	2000	500	300	30 incandescenti / 10 LED	16A-250Vac 1NA unipolare / 1NO unipolar	60

## CONNECTION DIAGRAMS FOR ELECTRONIC STAIRCASE TIMER



Collegamento a 3 fili - 3 wires connection

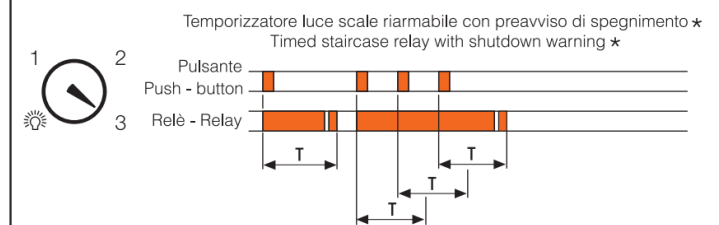
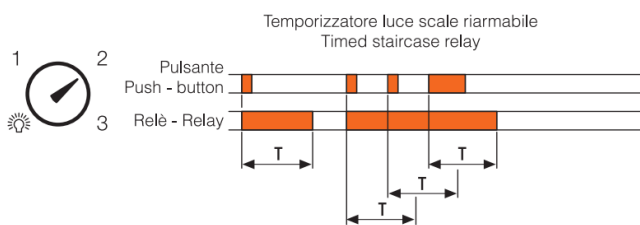
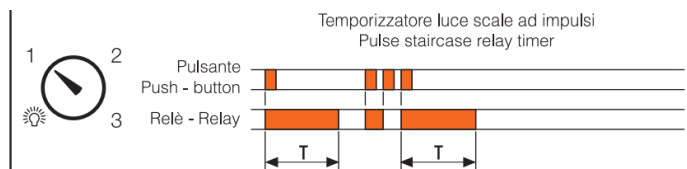
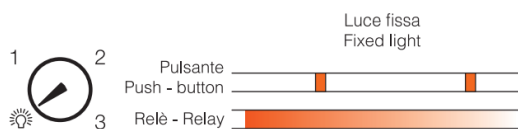


Collegamento a 4 fili - 4 wires connection

### Led Indicators:

- **Green** = Power supply ON
- **Red** = Relay ON

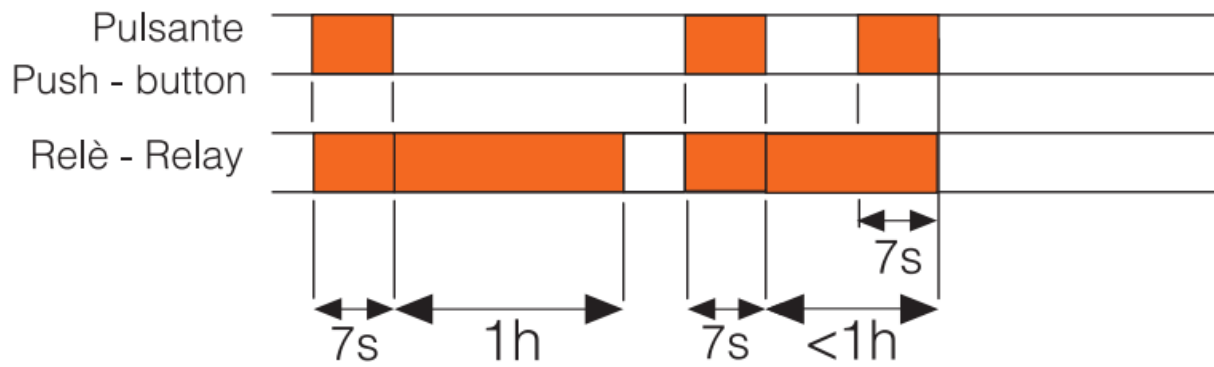
## SELECTABLE FUNCTIONS WITH ROTARY KNOB



**SHUTDOWN WARNING:** 10 seconds before the end of the timed program the load will flash briefly.

## CLEANINGS STAIRS MOOE


The "CLEANING STAIRS" function, available in all 3 modes, is activated by pressing one of the push-buttons connected to the timer for 7 seconds, this function will keep the load active for one hour. To deactivate it, keep press the push-button again for 7 seconds.



## ABOUT COMPANY

- [tecnoswitch.com](http://tecnoswitch.com)
- Via P. Leone Dehan, 99/105 · 76123 Andria (BI) ITALY
- [arealed.it](http://arealed.it)
- **tel** (+39) 0883 555323
- **tax** (+39) 0883 555323

## Documents / Resources



[tecnoswitch 60669-1, 60669-2-1 Multi Functions Electronic Staircase Timer 16A](#) [pdf] Instruction Manual  
 TS201DI, A5, 60669-1 60669-2-1 Multi Functions Electronic Staircase Timer 16A, 60669-1 Multi Functions Electronic Staircase Timer 16A, 60669-2-1 Multi Functions Electronic Staircase Timer 16A, Multi Functions Electronic Staircase Timer 16A, Multi Functions Electronic Staircase Timer, Electronic Staircase Timer 16A, Electronic Staircase Timer, Electronic Timer, Staircase Timer, Timer

## References

- [User Manual](#)

### [Manuals+](#). [Privacy Policy](#)

This website is an independent publication and is neither affiliated with nor endorsed by any of the trademark owners. The "Bluetooth®" word mark and logos are registered trademarks owned by Bluetooth SIG, Inc. The "Wi-Fi®" word mark and logos are registered trademarks owned by the Wi-Fi Alliance. Any use of these marks on this website does not imply any affiliation with or endorsement.