

tecnosoft TS Manager SPD TecnoUtility Software Installation Guide

[Home](#) » [tecnosoft](#) » tecnosoft TS Manager SPD TecnoUtility Software Installation Guide 



Contents

- [1 TS Manager SPD TecnoUtility Software](#)
- [2 CALIBRATION CERTIFICATES](#)
- [3 TECNOSOFT SUPPORT WEBSITE](#)
- [4 Documents / Resources](#)
- [5 Related Posts](#)

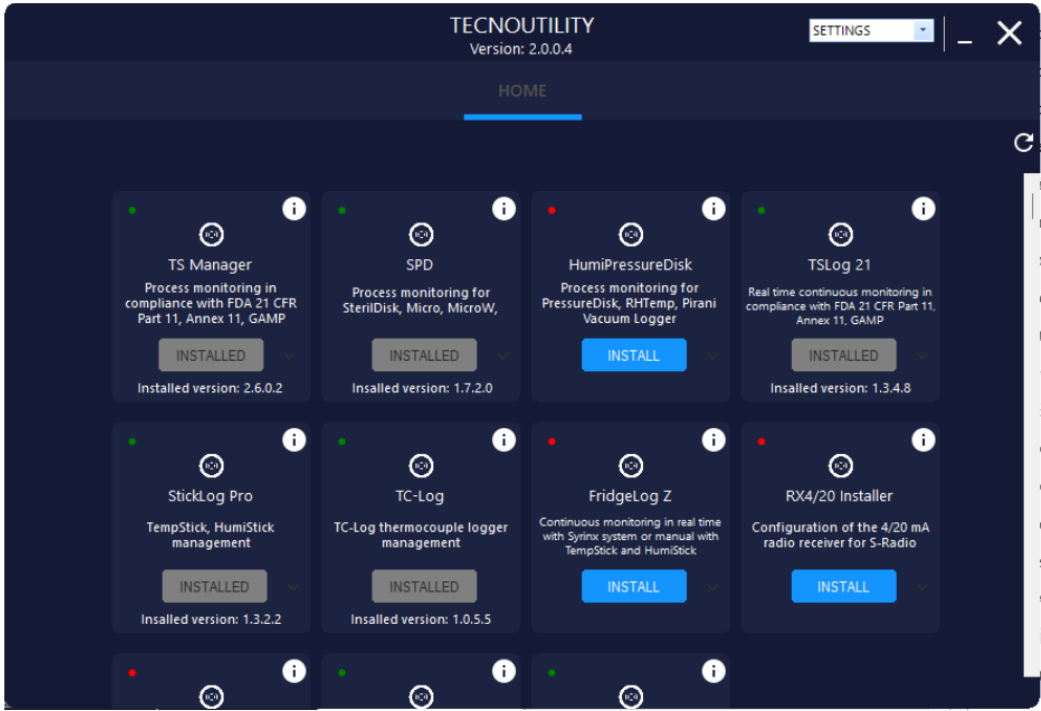
TS Manager SPD TecnoUtility Software

Step 1 – Download TecnoUtility

EN: <https://www.tecnosoft.eu/en/products/software-app/>


Step 2 – Launch TecnoUtility

TecnoUtility is the all in one Tecnosoft app to manage all your monitoring software. Save it on your desktop and use it to access manuals, general documentation, video and software installation. When a new version is made available it will be prompted and you can upgrade it with a click.



Step 3 - Install your software


Step 3 – Install your software

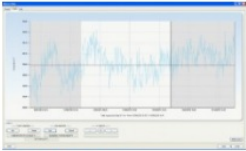
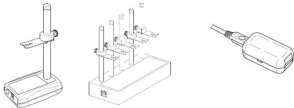


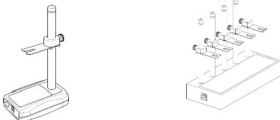
Click on INSTALL under the desired software. If software is already installed and a new version is available, you can UPDATE it. Click on  for additional information.


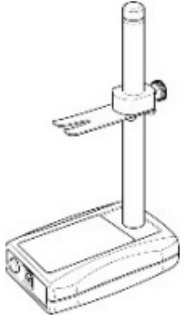


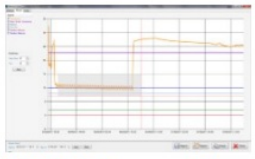


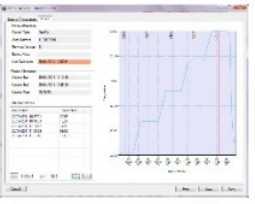
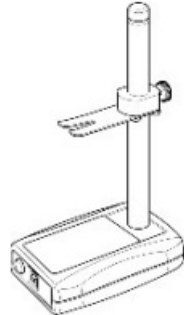

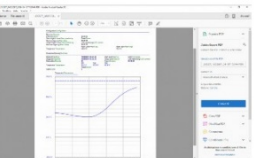
Where to download Mobile Apps

Dove scaricare App per dispositivi mobili

Software Table


Check the software you need to install according to the devices you have. Software with the  symbol require a USB protection key to be started and a full licence purchased.

Software	Communication Bays	Loggers	Key
 TS Manager		MicroW, S-Micro, SterilDisk, PressureDisk, RHTemp, Pirani Vacuum Logger, TempStick, HumiStick	
 SPD		MicroW, S-Micro, SterilDisk	No key required

 <p>HumiPressureDisk</p>		PressureDisk, RHTemp, Pirani Vacuum Logger	No key required
 <p>TSLog 21</p>	No interface requested	Sistema DeepWave, Helios e nodi DeepWave	
 <p>StickLog Pro</p>		TempStick, HumiStick	No key required
 <p>TC-Log</p>	No interface requested	TC-Log	No key required
 <p>Tecno Calib</p>		MicroW, S-Micro, SterilDisk, PressureDisk	
 <p>Log Connect</p>	No interface requested	TempPDF, HumiPRDF, PressPDF	No key required

Step 4 – Registration

Registrazione di SPD



Per attivare il software, digitate il codice ricevuto per email.
Potete richiedere un nuovo codice di attivazione premendo il pulsante 'Richiedi nuovo codice'.

Controllate la cartella spam se non ricevete l'email.

Richiedi nuovo codice Annulla OK

Paste the code here!

Why should I have to register?

Registering the software is necessary in order to use the software: an activation code is sent by email with which you can activate your license. All collected data are stored following the European privacy directive (GDPR).

Registration allows Tecnosoft to provide a more precise and immediate assistance service and to improve the software and prevent possible problems. Tecnosoft thanks you for your precious collaboration.

Accept the terms and subscribe to our newsletter

Registration is very simple and quick. Fill the form, send it, receive the activation code via email and start using your software!

One code for each PC

Your data here

Registra SPD

Software: SPD

Codice PC: JR10004M3BHH7E

Titolo*:

Nome*:

Cognome*:

Società*:

Email*:

Riceverete una email di conferma a questo indirizzo con il codice di attivazione di questo software.
Check your spam folder if you do not receive any email.

Sito WEB:

Paese*:

Cellulare:

Telefono:

Note:

Lingua newsletter*: English

☒ Ho letto e approvo la politica della privacy*

☒ Ho letto ed approvo la licenza utente Tecnosoft*

☒ [Invia statistiche anonime alla Tecnosoft](#)

☒ Iscriviti alla newsletter Tecnosoft

* Campi obbligatori

CALIBRATION CERTIFICATES

Calibration certificates are available online only on our Support website.

Useful Links

Support website: <https://support.tecnosoft.eu/en>

Registration FAQ:

<https://www.tecnosoft.eu/en/faqs/tecnosoft-supportwebsite-registration/>

Certificates

FAQ: <https://www.tecnosoft.eu/en/faqs/#faq-categorycertificates>

For more Info and Support

Check our FAQs page:

<https://www.tecnosoft.eu/en/faqs/>

Especially:

<https://www.tecnosoft.eu/en/faqs/technicalassistance-service/>

or open a ticket on our Support website:

<https://support.tecnosoft.eu/en/assistance>

TECNOSOFT SUPPORT WEBSITE

Access support.tecnosoft.eu to open a full range of support and assistance possibilities.

Certificate Download

	★	SERIAL #	MODEL	CALIBRATION DATE	PDF	REFERENCES
<input type="checkbox"/>	☆	1001008917	SteriDisk	14/02/2018		
<input type="checkbox"/>	★	1001008918	SteriDisk	14/02/2018		
<input type="checkbox"/>	☆	1001001011	SteriDisk	17/10/2017		
<input type="checkbox"/>	★	1001001012	SteriDisk	09/03/2018		
<input type="checkbox"/>	★	1001001012	SteriDisk	21/03/2018		
<input type="checkbox"/>	☆	1001001025	SteriDisk	17/01/2018		
<input type="checkbox"/>	★	1001001029	SteriDisk	17/01/2018		

You can download the reference certificate as well.

Assistance Ticket

Order the **PLATINUM** assistance for full coverage.

Topic

Device

Problem

Question

Lookup your model using the serial number

Can't find your product? [Browse the catalog.](#)

UPLOAD ATTACHMENT

The file must not be over 2MB in size. Only jpg, png, gif, pdf and doc files are allowed.

SEND TICKET >

RMA ticket for maintenance and service

RETURNS

Client

Request completion

Generate QR-code ship the goods

Interventions accepted

Tecnosoft

Returns accepted

Goods received

Request validated

Interventions proposal

Order validation

Interventions completed

Goods shipped back

User: TECNNO - TECNOSOFT SRL

 Request title:

Group the serial number by product model and intervention required

 If you need extra recalibration points, indicate them in the notes.

 If the serial number is missing, please describe the article in the notes.

1 Select the intervention needed or the problem found

 Request

- ☐ Standard calibration
- ☐ Extra calibration points
- ☐ Battery replacement
- ☐ Check

Problem

- ☐ Does not connect
- ☐ Wrong readings
- ☐ Mechanically broken
- ☐ Not calibrated
- ☐ No data recorded
- ☐ E1
- ☐ E2
- ☐ E3
- ☐ E4
- ☐ E5
- ☐ E6

2 List the serial numbers and add other notes

 Find serial

 Serial #

 Device

 Note

☐ I don't know the serial number or the device name

Tecnosoft s.r.l.
 Via Galvani, 4, 20068 Peschiera Borromeo (MI) – ITALY
 telephone +39 02 26922888 – fax +39 02 26922875 –
tecnosoft@tecnosoft.eu – tecnosoft.eu

Documents / Resources

[tecnosoft TS Manager SPD TecnoUtility Software \[pdf\] Installation Guide](#)
 TS Manager SPD TecnoUtility Software, Manager SPD TecnoUtility Software, SPD TecnoUtility Software, TecnoUtility Software, Software