



## tecnolite TSWI2SPMV Switch Socket Instruction Manual

[Home](#) » [tecnolite](#) » tecnolite TSWI2SPMV Switch Socket Instruction Manual 

### tecnolite TSWI2SPMV Switch Socket Instruction Manual



#### Contents

- [1 CAUTION](#)
- [2 LIMITED WARRANTY](#)
- [3 Documents / Resources](#)
  - [3.1 References](#)

## CAUTION

1. Do not use or store the device anywhere that is prone to leaks or splashes.
2. Do not place the device over sources of heat, such as thermostats or direct light sources, as this may affect sensitivity and detection

## MAINTENANCE:

Unplug the device and clean with a soft dry cloth.

## SPECIAL NOTES:

1. This appliance is not intended for use by individuals (including children) with reduced or impaired physical, sensory, or mental capabilities, or lack of experience or knowledge, unless they are supervised or trained to use the appliance by a person responsible for their safety.
2. Children should be supervised to ensure that they do not use the appliance as a toy.

Products offered under the safety category Tecnolite Connect are auxiliary or support devices to monitor the consumer's property, and therefore Tecnolite does not bear responsibility in the event of a home or business break-in.

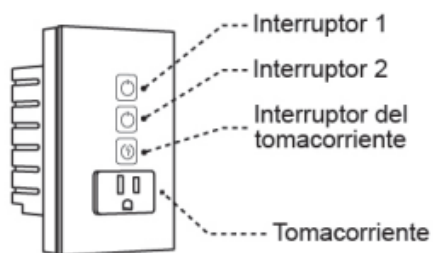
## PARTS LIST

Accesorios anclaje-Accessories



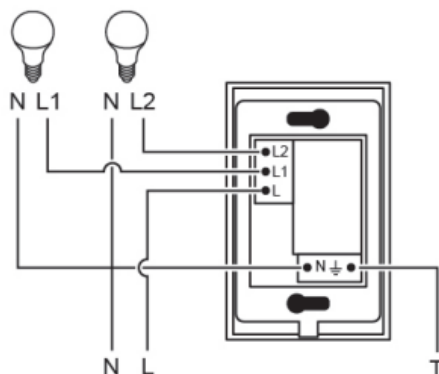
A-01 Tornillo x2

## INSTALACION-INSTALLATION



Led  
Rojo: encendido  
Azul: sincronizado

Switch 1, 2/switch of socket/socket Led (Red: on/Blue: synchronized)



Línea (L,L1,L2)  
Neutro (N)  
Tierra (T)

Line(L,L1,L2) Neutral(N) Ground(T)

En caso de bloqueo (interruptor), desactivar el suministro de energía durante 15 seg y volver a activar el suministro de energía (desbloqueo interruptor)



Desactivar  
(interruptor bloqueado)

15  
segundos




Activar  
(interruptor desbloqueado)

If the switch is locked, deactivate the power supply for 15 seconds and reactivate it (switch unlock). Deactivate (locked switch) 15 seconds Activate (unlocked switch)

En caso de bloqueo (interruptor), desactivar el suministro de energía durante 15 seg y volver a activar el suministro de energía (desbloqueo interruptor)



Download our application NOTE: Controlling distance according to your wireless connection



Descarga nuestra  
aplicación



NOTA: distancia de control de acuerdo a  
tu conexión inalámbrica



## LIMITED WARRANTY

LED light fixtures 5 years Self-ballasted compact fluorescent lamps 2 years Luminaires without lamp, drivers and controllers, IOT products, smart devices, sensors, Connect, mercado libre and products that use rechargeable batteries for 1 year.

The distributor that you purchased from or the customer service centers. If you require replacement parts,

сотропинт and accessiones see corbed the MPORTER andur auffiorized distibulur that you purchased the products from. IMPORTANT: This warranty does not cover installation or uninstallation costs under any circumstances

**IMPORTANT: This warranty does not cover installation or uninstallation costs under any circumstances, only the replacement or repair of the affected product.**  
**THIS WARRANTY IS NOT VALID IN THE FOLLOWING CASES:**

- a-**When the product has been used in abnormal conditions.
- b-**When the product has been used with a light bulb that is stronger than the one indicated for its use or does not comply with the requirements of the Official Mexican Standard (NOM, as per acronym in Spanish).
- c-**When the product has not been operated or installed in line with the instructions provided.
- d-**When the product has been submitted to a different variation to  $\pm 10\%$  normal voltage. PRODUCT
- e-**When the product has been altered or repaired by persons not authorized by subsidiary companies of Grupo Construlita.
- f-**When the electrical installation does not comply with the NOM-001-SEDE (standard) in force.
- g-**The electrical installations must comply with the equivalent of the norms in that country

PRODUCT	
MODEL	
DATE OF PURCHASE	
STATE	
TECNOLITE DISTRIBUTOR OR SERVICE CENTER	
ADDRESS	

#### STAMP OR SIGNATURE OF THE TECNOLITE DISTRIBUTOR OR SERVICE CENTER


Tecnolite México Poniente Industrial Park Address: Carretera La Venta-Nextipac No. 3020 Col. Nextipac, Interior Nave 4 C.P. 45220 Zapopan, Jalisco Tel. No.: (33)3636 7608/(33)3365 4002 [www.tecnolite.mx](http://www.tecnolite.mx)

Tecno Lite Colombia S.A.S Address: Calle 65 No. 13-79 Bogotá, Colombia Tel. No.: (57)898 51 96/97/98 N.I.T. 900157842-4 [garantias.colombia@tecnolite.com.co](mailto:garantias.colombia@tecnolite.com.co) [www.tecnolite.com.co](http://www.tecnolite.com.co)

#### CONNECT Technical Support

Tel. No.: 800 777 LITE (5483) Option 5

# tecnolite®



**[tecnolite TSWI2SPMV Switch Socket](#)** [pdf] Instruction Manual  
TSWI2SPMV Switch Socket, TSWI2SPMV, Switch Socket, Socket

References

- [User Manual](#)

[Manuals+](#), [Privacy Policy](#)

This website is an independent publication and is neither affiliated with nor endorsed by any of the trademark owners. The "Bluetooth®" word mark and logos are registered trademarks owned by Bluetooth SIG, Inc. The "Wi-Fi®" word mark and logos are registered trademarks owned by the Wi-Fi Alliance. Any use of these marks on this website does not imply any affiliation with or endorsement.