



TECHPICCO 2022-2024 Universal License Plate Frames Front License Plate Bracket Installation Guide

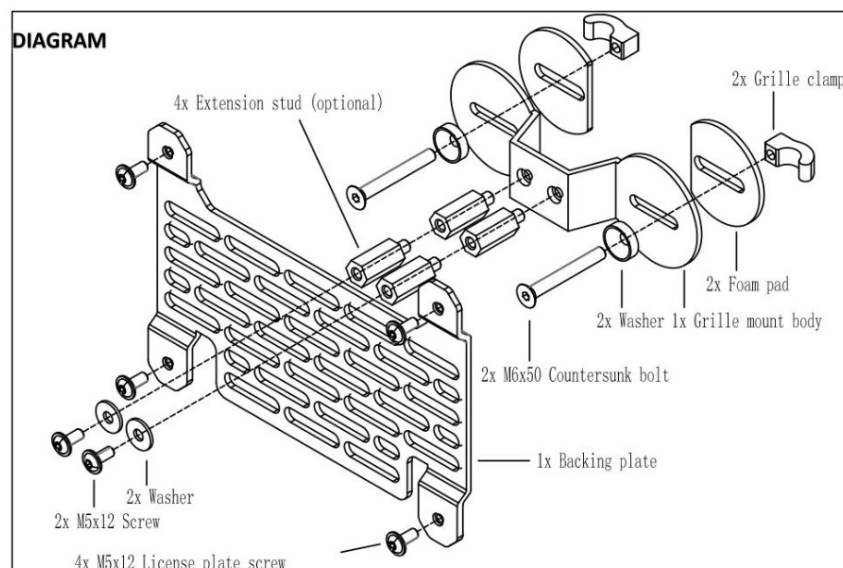
[Home](#) » [TECHPICCO](#) » TECHPICCO 2022-2024 Universal License Plate Frames Front License Plate Bracket Installation Guide 



Contents

- [1 DIAGRAM](#)
- [2 Documents / Resources](#)
 - [2.1 References](#)

DIAGRAM



STEP 1: Assembly the grille mount BODY.

Stick foam pads on the BODY backing, pre-install M6X50 countersunk bolts, washers and grille clamps.

STEP 2: Mount the BODY on your vehicle grille.

Find a suitable mounting location on your vehicle's grille, attach the clamps to the back of the grille and tighten countersunk bolts. (DO NOT OVERTIGHTEN)

STEP 3: Install the extension studs.

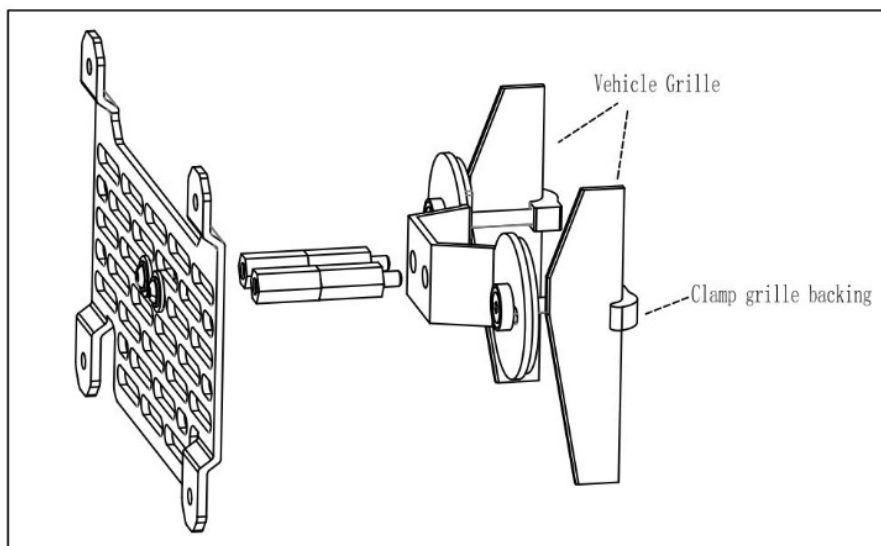
(Optional) 2 pair optional M5x32 extension studs, up to 6.4 cm extension length available.

STEP 4: Install the backing plate.


Use two M5x12 screws and washers to secure backing plate on the BODY/STUDS, backing plate slot design allows angle adjustment as well as vertical and horizontal adjustment.

STEP 5: Mount your license plate.

Mount your license plate on the backing plate with 4 provided M5x12 screws.



Documents / Resources

	<p>TECHPICCO 2022-2024 Universal License Plate Frames Front License Plate Bracket [pdf] Installation Guide 2022-2024 Universal License Plate Frames Front License Plate Bracket, 2022-2024, Universal License Plate Frames Front License Plate Bracket, License Plate Frames Front License Plate Bracket, Plate Frames Front License Plate Bracket, Front License Plate Bracket, License Plate Bracket, Plate Bracket, Bracket</p>
---	--

References

- [User Manual](#)

[Manuals+](#), [Privacy Policy](#)

This website is an independent publication and is neither affiliated with nor endorsed by any of the trademark owners. The "Bluetooth®" word mark and logos are registered trademarks owned by Bluetooth SIG, Inc. The "Wi-Fi®" word mark and logos are registered trademarks owned by the Wi-Fi Alliance. Any use of these marks on this website does not imply any affiliation with or endorsement.