



technicolor UIW4054 ONEtv Set-Top Box User Guide

[Home](#) » [Technicolor](#) » technicolor UIW4054 ONEtv Set-Top Box User Guide 

Contents

- [1 technicolor UIW4054 ONEtv Set-Top Box](#)
- [2 Contents of the GiftBox](#)
- [3 How to start](#)
- [4 SAFETY INSTRUCTIONS AND REGULATORY NOTICES](#)
- [5 Connection to Television Coaxial Cable](#)
- [6 To prevent the risk of electric shock](#)
- [7 Remote Control Unit](#)
- [8 Technical Specifications](#)
- [9 Buttons and Physical Connections](#)
- [10 Glossary](#)
- [11 FCC STATEMENT](#)
- [12 Documents / Resources](#)
 - [12.1 References](#)
- [13 Related Posts](#)

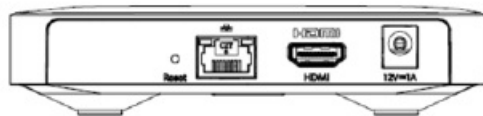


technicolor UIW4054 ONEtv Set-Top Box



Contents of the GiftBox

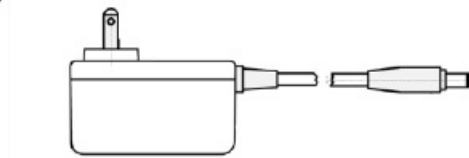
Set Top Box



HDMI cable



Power Supply unit

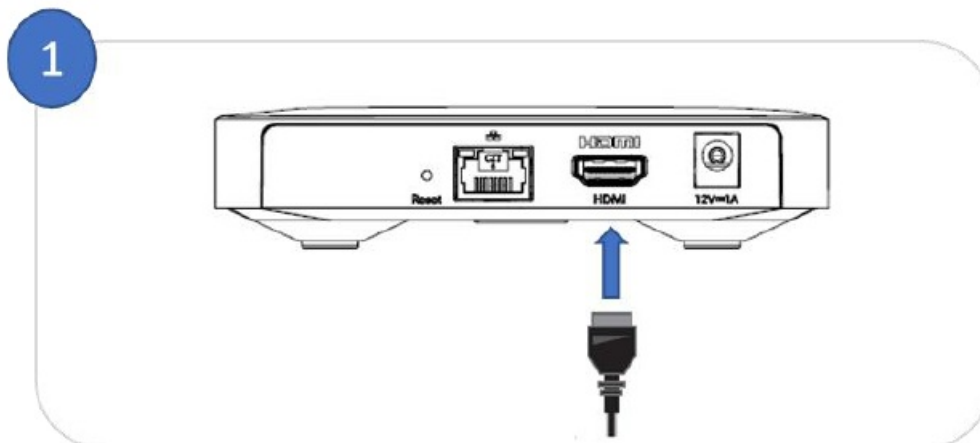


Remotre Control

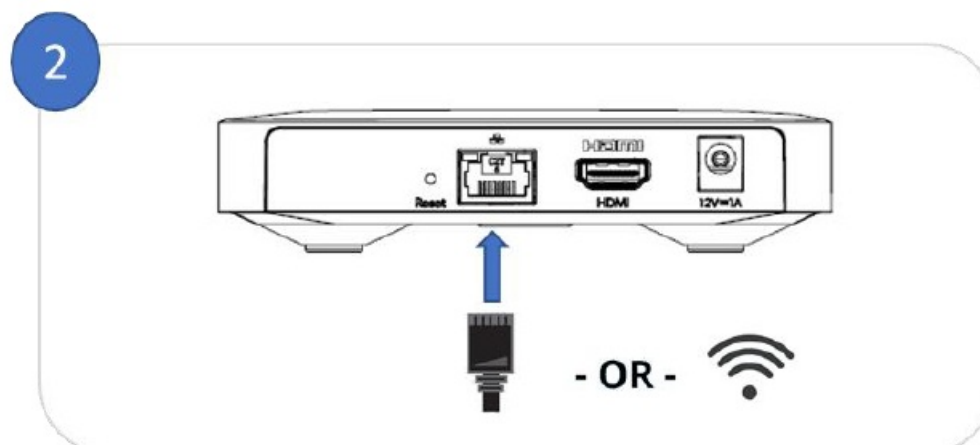


How to start

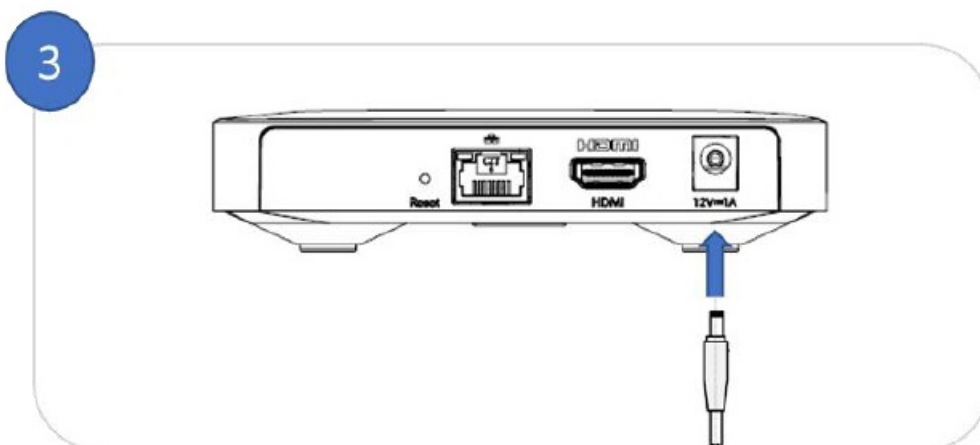
1. Connect UIW4054MIL to your TV using the included HDMI cable.



2. Connect to the internet using your own Ethernet cable from your router. Or connect to your WiFi network during on-screen setup.



3. Connect to power and the light on the front of UIW4054MIL will turn On.



4. Get the remote ready by pulling the plastic tab to activate the batteries.



5. Complete your setup by following the screen instructions.



SAFETY INSTRUCTIONS AND REGULATORY NOTICES

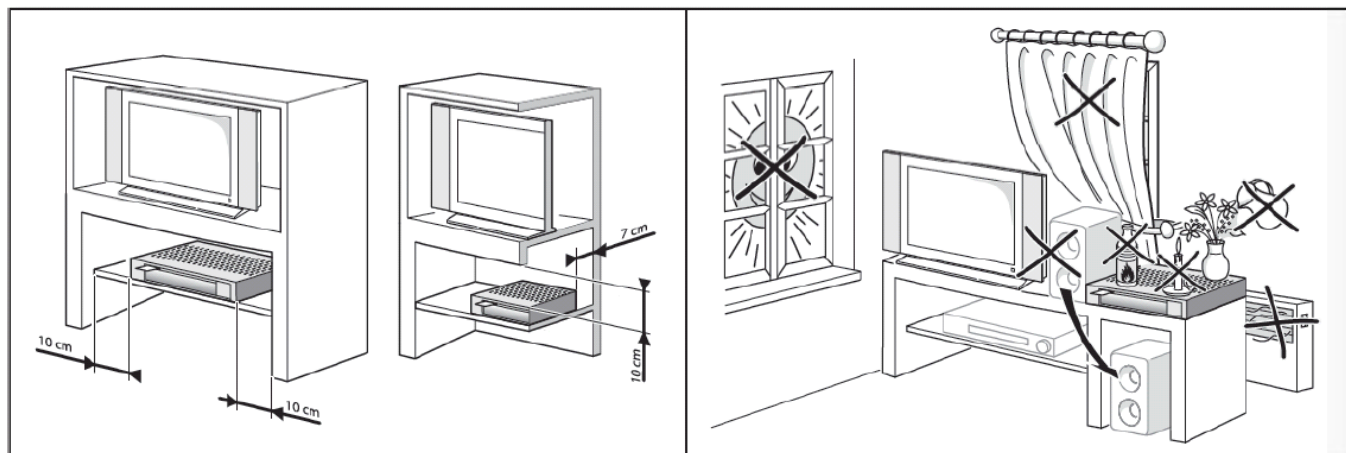
BEFORE YOU START INSTALLATION OR USE OF THIS PRODUCT, CAREFULLY READ ALL SAFETY INSTRUCTIONS

Notice to consumers

UIW4054MIL is an OTT/Pay-Tv Set-Top Box receiving digital signals from your service provider through Wi-Fi or Ethernet cable connection and delivers programs in Standard-Definition (SD), High-Definition (HD) video formats (up to 1080p/60) and Ultra-High-Definition (UHD) video formats (up to 2160/60p). To display UHD programming it is necessary that the programming originates in UHD format and must have a television that supports said format (UHDTV).

Using equipment safely

Your Equipment has been designed to meet international safety standards, but you must take care if you want it to perform properly and safely. It is important that you read this booklet completely. If you have any doubts about the installation, operation, or safety of this Equipment, please contact your supplier.



Ensuring optimum performance

- Locate the decoder at a distance of 7 to 10 cm from other objects or surfaces to allow proper ventilation.
- Keep the front side facing the user.
- Regularly clean the ventilation openings with a soft, clean, and dry cloth, free from solvents or abrasives.

Connection to Television Coaxial Cable

Equipment connected to the protective earth of the building installation through the mains connection or through

other equipment with a connection to protective earth and to a cable distribution system using coaxial cable, may in some circumstances create a fire hazard. Connection to a cable distribution system has therefore to be provided through a device providing electrical isolation below a certain frequency range (galvanic isolator, see EN 60728-11 or equivalent).”

To prevent the risk of electric shock

- Disconnect the decoder from the mains supply before connecting or disconnecting to other equipment. Direct contact with the AC power will cause a serious electric shock that can be lethal.
- Do not try to remove the decoder’s cover. In the event of failure, contact Customer Service for repair.
- Do not insert any type of object into the holes, slots, or any other openings on the decoder.
- Do not block the decoder’s ventilation slots; Do not place it on soft surfaces or carpets for use.
- Do not place objects over the decoder, especially containers with liquids that may spill or drip. Do not expose the decoder to dripping or splashing. In this situation, unplug it immediately and contact Customer Service.
- Do not keep the decoder in excessively hot, cold, or damp conditions. The decoder is intended to operate at an ambient temperature of fewer than 45 degrees Celsius and a maximum humidity level of 75%.
- In case of storms, it is recommended that you unplug the decoder from the mains and from the other connected devices (TV set, antenna, and Ethernet devices).
- Use a nearby and easily accessible main socket to be able to unplug the equipment quickly and safely if necessary.

Connecting to the mains supply

- This equipment is designed to operate at 100-240V AC, 50/60Hz.
- Only the power adapter supplied with the decoder must be used.

Remote Control Unit

Your remote control is specifically designed to be used with your decoder and it requires some specific batteries (See the chapter Technical Specifications). Insert batteries correctly. There may be a risk of explosion if the batteries are incorrectly inserted. Do not attempt to recharge disposable or non-reusable batteries. The batteries (battery pack or batteries installed) shall not be exposed to excessive heat such as sunshine, fire, or the like. The batteries use some hazardous substances which are very polluting for the environment. Do not throw them out. Remember to dump them in collection points.

Technical Specifications

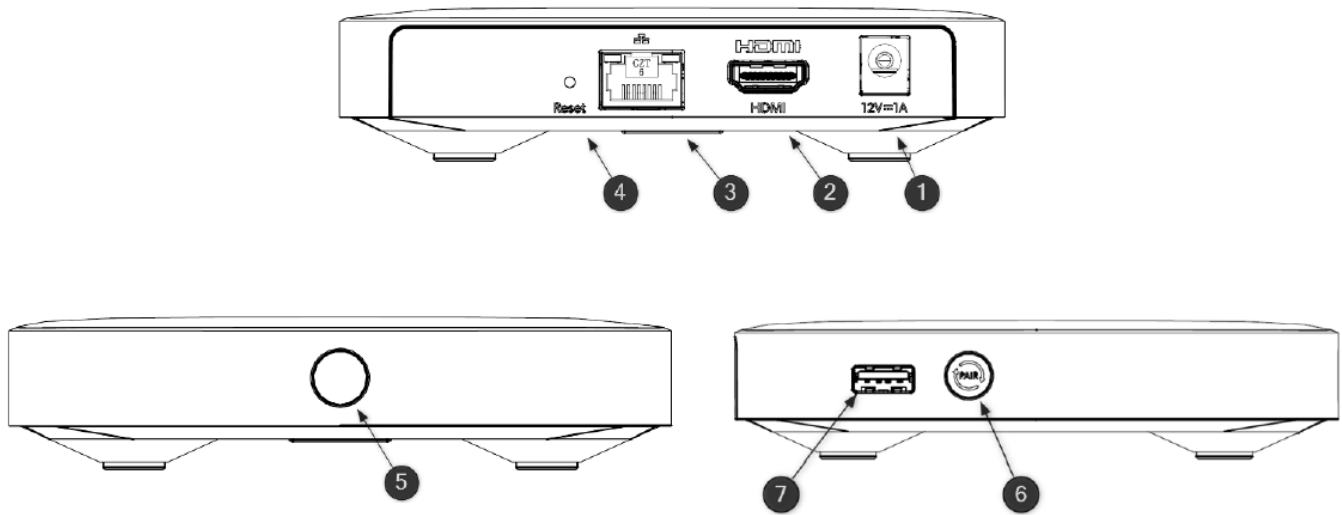
Operating Voltage	100-240 VAC ~ 50/60 Hz
Typical Power Consumption	< 12W MAX
Active standby Power Consumption	< 2W
Deep standby Power Consumption	<0,5W
Weight	260g
Dimension (Bigger diam x Top diam x H)	130 x 130 x 29.9mm
Operating Temperature Range	5°C to +45°C
Storage Temperature Range	-25°C to +55°C
Remote Control Battery Type	2 batteries AAA 1.5V
External Power Supply Output Voltage /Current	12V DC /1A
Set Top Box Input Voltage /Current	12V DC /1A

STB LED Definition Table

STB status	LED Behaviors
On	Green
Deep standby	Off
Acknowledge RCU code reception	Blinking red once

Buttons and Physical Connections

1	DC Jack	2 Pins female standard Jack plug 2.5mm-6.3mm 12V /1A
2	HDMI	HDMI OUT
3	Ethernet	RJ-45 /IEEE 802.3 – Unshielded
4	Reset Button	
5	Standby Button	
6	Pairing Button	
7	USB side	USB 2.0 (Type A)



Glossary

- **Set-Top Box:** A set-top box (STB), is an information appliance device that displays output to a television set.
- **AC Power:** Alternating Current (AC) is a type of electrical current in normal household electricity that comes from a wall outlet.
- **OTT:** An Over-the-top media service is offered directly to viewers via the Internet.
- **HDMI:** High-Definition Multimedia Interface is an audio/video interface for transmitting uncompressed video data and compressed or uncompressed digital audio data from an HDMI-compliant source device to a compatible computer monitor, video projector, digital television, or digital audio device.
- **USB:** Universal Serial Bus is an external interface standard for connecting peripheral devices.
- **Wi-Fi:** A family of wireless network protocols, based on the IEEE 802.11 family of standards, which are commonly used for local area networking of devices and Internet access, allowing nearby digital devices to exchange data by radio waves.
- **Ethernet:** A family of wired computer networking technologies commonly used in local area networks (LAN), metropolitan area networks (MAN), and wide area networks (WAN).
- **SDTV:** Standard-definition television is a television system that uses a resolution that is not considered to be either high or enhanced definition.
- **HDTV:** High-definition television describes a television system providing an image resolution of substantially higher resolution than SDTV.
- **UHDTV:** Ultra-high-definition television describes a television system providing an image resolution of substantially higher resolution than HDTV.

FCC STATEMENT

Regulatory information North America – United States of America Federal Communications Commission (FCC) Compliance statement:

This device complies with Part 15 of the FCC Rules.

Operation is subject to the following two conditions:

1. this device may not cause harmful interference, and
2. this device must accept any interference received, including interference that may cause undesired operation.

Responsible Party – U.S. contact information

Technicolor Connected Home LLC, 4855 Peachtree Industrial Blvd, Suite 200, Norcross, GA 30092-USA.

FCC Caution:

Any changes or modifications not expressly approved by the party responsible for compliance could void the user's authority to operate this equipment. FCC Part 15B Supplier's Declaration of Conformity The FCC Part 15B Supplier's Declaration of Conformity (SDoC) for your product is available at the following internet address:

www.technicolor.com/ch_regulatory.

FCC radio frequency interference statement

This equipment has been tested and found to comply with the limits for a Class B digital device, pursuant to Part 15 of the FCC Rules. These limits are designed to provide reasonable protection against harmful interference in a residential installation. This equipment generates, uses and can radiate radio frequency energy and, if not installed and used in accordance with the instructions, may cause harmful interference to radio communications. However, there is no guarantee that interference will not occur in a particular installation. If this equipment does cause harmful interference to radio or television reception, which can be determined by turning the equipment off and on, the user is encouraged to try to correct the interference by one or more of the following measures:

- Reorient or relocate the receiving antenna.
- Increase the separation between the equipment and receiver.
- Connect the equipment into an outlet on a circuit different from that to which the receiver is connected.
- Consult the dealer or an experienced radio/TV technician for help.

RF exposure statement

This equipment complies with FCC radiation exposure limits set forth for an uncontrolled environment. End users must follow the specific operating instructions for satisfying RF exposure compliance. To maintain compliance with FCC RF exposure compliance requirements, please follow operation instructions as documented in the product documentation. When the product is equipped with a wireless interface, then it becomes a mobile or fixed-mounted modular transmitter and must have a separation distance of at least 20 cm between the antenna and the body of the user or nearby persons. In practice, this means that the user or nearby persons must have a distance of at least 20 cm from the product and must not lean on the product in case it is wall mounted. With a separation distance of 20 cm or more, the M(maximum) P(permissible) E(exposure) limits are well above the potential this wireless interface is capable to produce. This transmitter must not be co-located or operating in conjunction with any other antenna or transmitter.

Restricted frequency bands

In case this product is equipped with a wireless transceiver operating in the 2.4 GHz band, it can only use channels 1 to 11 (2412 to 2462 MHz) on U.S.A. territory.

In case this product is equipped with a wireless transceiver operating in the 5 GHz band, it meets all the other requirements specified in Part 15E, Section 15.407 of the FCC Rules.

The availability of some specific channels and/or operational frequency bands are country dependent and are firmware programmed at the factory to match the intended destination. The firmware setting is not accessible by the end user.

Manufacturer:

Technicolor Connected Home USA LLC 4855 Peachtree Industrial Blvd, Suite 200 Norcross, GA 30092-USA

- The terms HDMI and HDMI High Definition Multimedia Interface, and the HDMI logo are trademarks or registered trademarks of HDMI Licensing, LLC in the United States and other countries.
- Manufactured under license from Dolby Laboratories. Dolby, Dolby Audio, Dolby Atmos, and the double-D

symbol are trademarks of Dolby Laboratories.

- HEVC – Covered by one or more claims of the patents listed at patentlist.hevcadvance.com.
- The Bluetooth® word mark and logos are registered trademarks owned by the Bluetooth SIG, Inc. and any use of such marks by Technicolor is under license.




This product may contain certain open source software modules which are subject to Open Source Software license terms.

A list of the Open Source Software used or provided inside this product and their corresponding licenses and version number are available on TECHNICOLOR's extranet at the following address: <http://www.technicolor.com/en/hi/minisites/open-software>. or at another address as Technicolor may provide from time to time. If and where applicable, depending on the terms of the applicable Open Source Software licenses, the source codes of the Open Source Software are available for free on TECHNICOLOR's website at the following address: <http://www.technicolor.com/en/hi/minisites/open-software>. For the avoidance of doubt, Open Source Software is only licensed by the original owner of the Open Source Software under the terms set forth in the designated Open Source License.

Documents / Resources

	<p>technicolor UIW4054 ONEtv Set-Top Box [pdf] User Guide UIW4054, G95UIW4054, UIW4054 ONEtv Set-Top Box, ONEtv Set-Top Box</p>
--	---

References

-  [Patent Lists - Access Advance](#)
-  [Regulatory Information](#)
-  [Regulatory Information](#)