



TECHly  
KF510002US  
Series Desktop  
Rotating Fan



# TECHly KF510002US Series Desktop Rotating Fan Instruction Manual

[Home](#) » [TECHly](#) » TECHly KF510002US Series Desktop Rotating Fan Instruction Manual 

## Contents

- [1 TECHly KF510002US Series Desktop Rotating Fan](#)
- [2 PRODUCT INTRODUCTION](#)
- [3 PRODUCT PARAMETER](#)
- [4 SAFETY INFORMATION](#)
- [5 INSTRUCTIONS](#)
- [6 Frequently Asked Questions](#)
- [7 Documents / Resources](#)
  - [7.1 References](#)
- [8 Related Posts](#)



**TECHly KF510002US Series Desktop Rotating Fan**



## **USER'S MANUAL**

Dear Customer,

Thank you for purchasing this product. For optimum performance and safety, please read these instructions carefully before connecting, operating or using this product. Please keep this manual for future reference.

## **PRODUCT INTRODUCTION**

This fan is a small oscillation desktop fan with Type-C™ USB cable charging mode. Adopts a high-quality brushless motor, low-power and non-contact working way. It can be switched functions of stepless speed, wind modes and oscillation by rotating the knob. It is suitable for both home and office.

## **PRODUCT PARAMETER**

- Product name Desktop fan
- Dimension 236×169×120mm
- Product weight 437g
- Rated input DC 5V 1A
- Battery capacity 2000mAh

## **SAFETY INFORMATION**

- NEVER leave the product unattended while in operation.
- Do not cover the product.
- Keep fan slots and vents free.

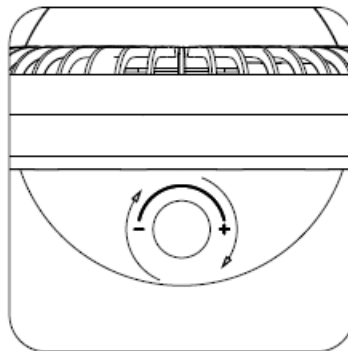
- Do not place or operate the product near open flames, cooking appliances or devices that generate heat .
- Place the product on a stable, level, dry and dust-free surface.
- Keep long hair away from the appliance when it is in operation; do not insert fingers, sticks or other objects into the machine.
- This product is not a toy, it is not suitable for children with age under 6 years old.

**CAUTIONS:** There is a built-in and non-detachable polymer battery in the product. Please do not throw it in to fire or water. There is a risk of spontaneous combustion, please do not put it under the burning sun or any high temperature environment. If the product is idle for a long time, the battery might be damaged. Please get it charged at least every three months. Please charge before using the product.

## INSTRUCTIONS

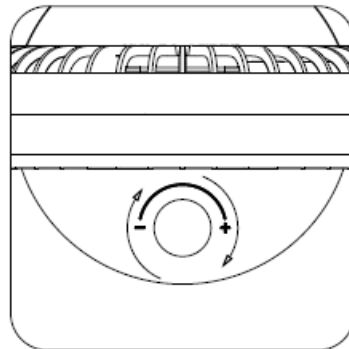
### 1. ON/OFF

On: Twist the knob to the right. Off: Twist the knob to the left until the fan stops



### 2. WIND MODE ADJUSTMENT

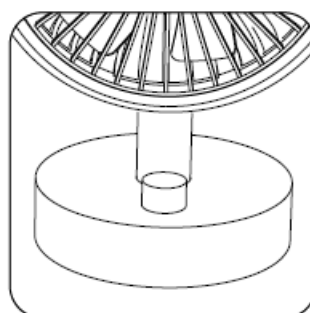
More to the right, stronger of the wind. More to the left, the weaker of the wind.



### 3. MODE OPTIONS

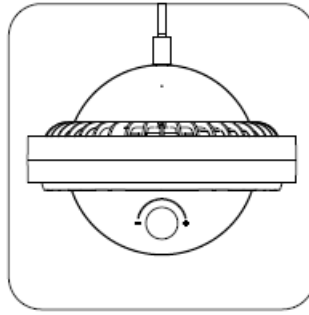
Click the knob to the oscillating mode. Click the knob one more time to stop oscillation.

Double click the knob to natural wind mode. Double click the knob one more time to regular wind mode.




### 4. USB CABLE CHARGING

Connect the charging cable. The red charging indicator is steady on To extinguish after filling



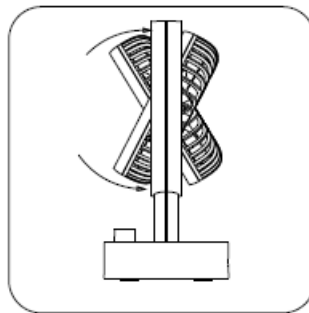
#### 5. CLEANING METHOD

Open the hood counterclockwise and clean the fan blade with a cloth.



#### 6. ANGLE ADJUSTMENT

The product can be adjusted around 130° angle for up and down freely by manually.



In compliance with EU Directive WEEE this product is marked with this symbol. It means that used electrical and electronic products should not be mixed with general household waste.

There is a separate collections system for these products in compliance with WEEE directive, otherwise contaminative and hazardous substances can pollute the environment.



With the CE sign, Techly® ensures that the product is conformed to the basic European standards and directives.

We also declare the product's compliance with the minimum requirements expressed in Chapter II of EU Regulation 2023/988 (GSPR) relating to general product safety.

[WWW.TECHLY.COM](http://WWW.TECHLY.COM)

### Frequently Asked Questions

• **Q: How often should I charge the fan if it is idle for a long time?**


**A:** It is recommended to charge the fan at least every three months if it is idle for an extended period to

prevent damage to the battery.

**Q: Can I adjust the fan speed?**

**A:** Yes, you can adjust the fan speed by rotating the knob to control the wind strength.

## Documents / Resources

	<p><a href="#">TECHly KF510002US Series Desktop Rotating Fan</a> [pdf] Instruction Manual IC-FAN-DSK2W, KF510002US Series Desktop Rotating Fan, Desktop Rotating Fan, Rotating Fan</p>
---	--

## References

- [TV Brackets, Audio Video HDMI, Networking | TECHLY](#)
- [User Manual](#)

[Manuals+](#), [Privacy Policy](#)

This website is an independent publication and is neither affiliated with nor endorsed by any of the trademark owners. The "Bluetooth®" word mark and logos are registered trademarks owned by Bluetooth SIG, Inc. The "Wi-Fi®" word mark and logos are registered trademarks owned by the Wi-Fi Alliance. Any use of these marks on this website does not imply any affiliation with or endorsement.