



TECHKO SPL-102 Multicolor Pool Light User Manual

[Home](#) » [TECHKO](#) » TECHKO SPL-102 Multicolor Pool Light User Manual 

Contents

- [1 TECHKO SPL-102 Multicolor Pool Light](#)
- [2 INSTALLATION INSTRUCTION](#)
- [3 OPERATING INSTRUCTIONS](#)
- [4 POWER BUTTON & FUNCTION](#)
- [5 PRODUCT SPECIFICATION](#)
- [6 Documents / Resources](#)
- [7 Related Posts](#)



TECHKO SPL-102 Multicolor Pool Light

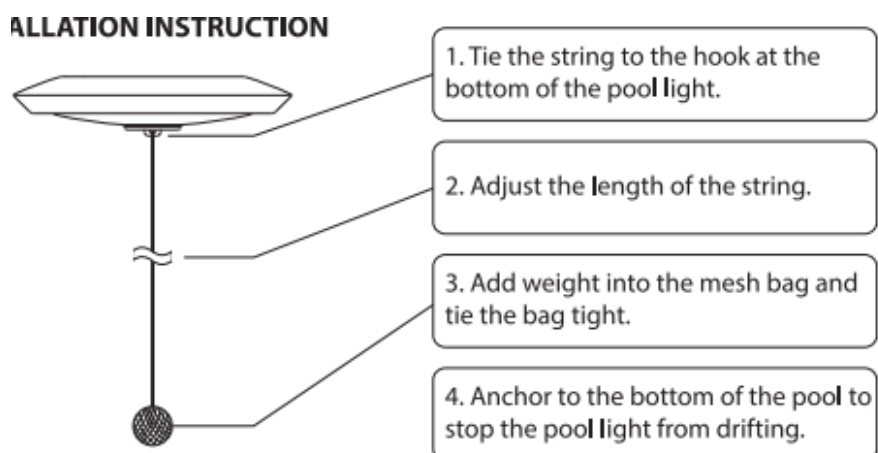


- Please carefully read this manual before using the product.
- Keep the manual with you for reference as needed.

PLEASE FULLY CHARGE THE PRODUCT BEFORE USING

1. Please turn OFF the product and fully charge in direct sunlight before use.
2. Charging time may vary depending on the temperature, weather, and seasons.
3. Do not charge the product indoors or in any place where direct sunlight can't reach. Otherwise, the product will not charge properly.
4. Avoid scratching the panel or it may lower charging efficiency.
5. Avoid placing the solar pool light where shade from buildings or objects would block the solar panel.

INSTALLATION INSTRUCTION

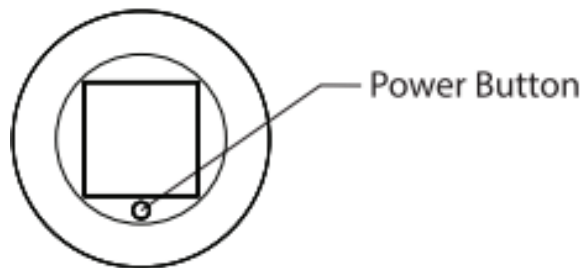


OPERATING INSTRUCTIONS

1. Charge the battery in a place where solar panels can be continually exposed to the sun.
2. Turn on the product after fully charging under direct sunlight.
3. Place the unit on the water with the solar panel facing upwards.
4. The unit will automatically light up at dusk and charge at dawn.
5. Even when the product is "ON" in the daytime, it won't illuminate as the solar panel can detect light. The product will stay charging and will light up when the environment turns dark.

POWER BUTTON & FUNCTION

1. The power button is located on the top of the product near the solar panel.
2. Press the button to turn on the product.
3. Light will cycle through 5 different lighting patterns and rotate in 6 different colors.
4. Press the button again to turn off the product. (OFF position)



WARNING & NOTICE

1. Do not look directly at the LED light, or it may damage your eyes.
2. Do not completely submerge the unit in the water, or it may damage the electronic components sealed inside the unit.
3. Do not attempt to disassemble or remodel the product. Any changes can be dangerous and will void the warranty.
4. Please keep away from any flammable items, or explosions, property damage or causal injuries that may occur.
5. Please remove the solar pool light when swimming.
6. The string is only to be used for its recommended purpose.
7. Please be mindful of the string while in proximity to prevent any accidents that may occur.
8. It is recommended to remove the unit (string and anchor included) when swimming and or cleaning the pool to prevent any accidents that may occur.


PRODUCT SPECIFICATION

Material	ABS	Solar Panel	3.9 x 3.9 inch / 1.5W
Battery	Li-ion battery 18650 2200mAh	Waterproof Performance	IP68
Size	Pool light: Ø 8.9x1.57 inch String: 10 feet	Accessories	2*Multicolor Solar Pool Lights 1*User manual 2*Mesh bag with string

This product has a 1-year limited warranty. For further information please visit our website at www.techkogroup.com.

- Copyright Reserved
 - **Patent Pending:** US 16/262. 149; CN201920092583.3
 - 1-888-883-2456
 - support@techkogroup.com.
-

Documents / Resources

	TECHKO SPL-102 Multicolor Pool Light [pdf] User Manual SPL-102 Multicolor Pool Light, SPL-102, Multicolor Pool Light, Pool Light, Light
---	--

[Manuals+](#).