



## tech4home KHAM SIN M4 Remote Control User Guide

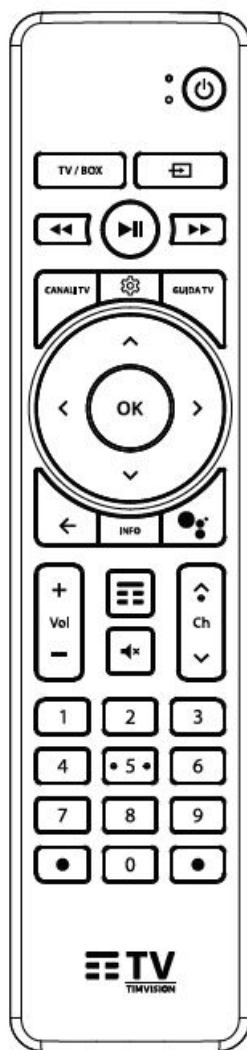
[Home](#) » [tech4home](#) » tech4home KHAM SIN M4 Remote Control User Guide 

### Contents

- [1 tech4home KHAM SIN M4 Remote Control](#)
- [2 Turn On Khamsin M4](#)
- [3 FCC Compliance Statements](#)
- [4 Documents / Resources](#)
- [5 Related Posts](#)




**tech4home KHAM SIN M4 Remote Control**



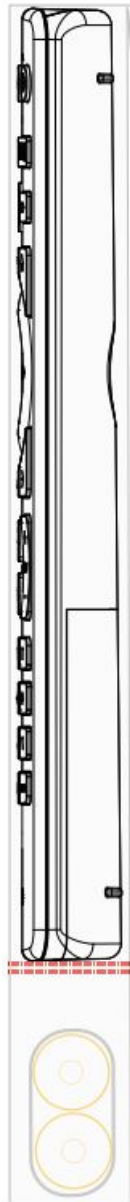
## Turn On Khamsin M4

Khamsin M4 remote control arrives with a 2 AAA batteries blister inside a polybag. To turn on your Khamsin M4 remote control, please follow the instructions below.

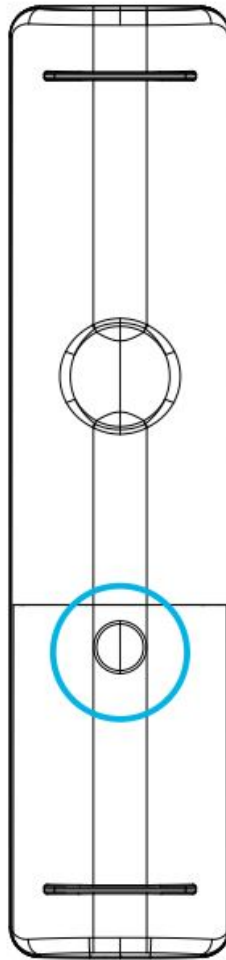
1. **Turn ON your TV and your Set Top Box.**



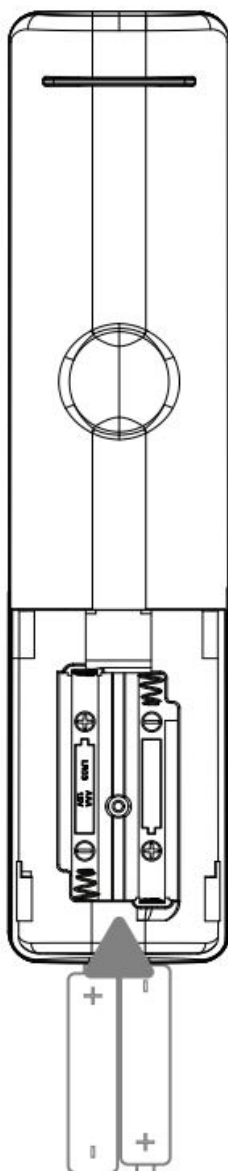
2. Remove your Khamsin M4 remote control and its batteries from the plastic bag.



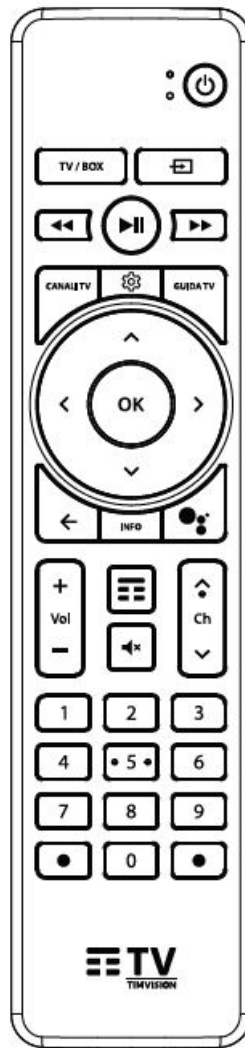
3. Remove the remote's battery lid.



4. Place the batteries on the Khamsin M4 remote control as indicated in the image above and replace the battery lid.



5. After inserting the batteries, wait a few seconds and the Khamzin M4 remote will be ready to operate the Set-Top-Box.



## FCC Compliance Statements

This device complies with Part 15 of the FCC Rules. Operation is subject to the following two conditions:

1. this device may not cause harmful interference, and
2. this device must accept any interference received, including interference that may cause undesired operation.

NOTE: This equipment has been tested and found to comply with the limits for Class B digital device, pursuant to Part 15 of the FCC Rules. These limits are designed to provide reasonable protection against harmful interference in a residential installation. This equipment generates, uses and can radiate radio frequency energy and, if not installed and used in accordance with the instructions, may cause harmful interference to radio communications. However, there is no guarantee that interference will not occur in a particular installation.

If this equipment does cause harmful interference to radio or television reception, which can be determined by turning the equipment off and on, the user is encouraged to try to correct the interference by one or more of the following measures:

- Reorient or relocate the receiving antenna.
- Increase the separation between the equipment and receiver.
- Connect the equipment into an outlet on a circuit different from that to which the receiver is connected.
- Consult the dealer or an experienced radio/TV technician for help.

FCC Radiation Exposure Statement:

This equipment complies with FCC radiation exposure limits set forth for an uncontrolled environment. This

transmitter must not be co-located or operating in conjunction with any other antenna or transmitter.Warning:  
Changes or modifications to this unit not expressly approved by the party responsible for compliance could void  
the user's authority to operate the equipment.

**CAUTION**

Risk of explosion if the battery is replaced by an incorrect type, disposal of a battery into fire or a hot oven, or mechanically crushing or cutting of a battery, that can result in an explosion; Leaving a battery in an extremely high temperature surrounding environment that can result in an explosion or the leakage of flammable liquid or gas; A battery subjected to extremely low air pressure that may result in an explosion or the leakage of flammable liquid or gas.

**Documents / Resources**

	<a href="#">tech4home KHAM SIN M4 Remote Control</a> [pdf] User Guide KMNMBLE04, 2ALB6-KMNMBLE04, 2ALB6KMNMBLE04, KHAM SIN M4 Remote Control, KH AM SIN M4, Remote Control
---	--