
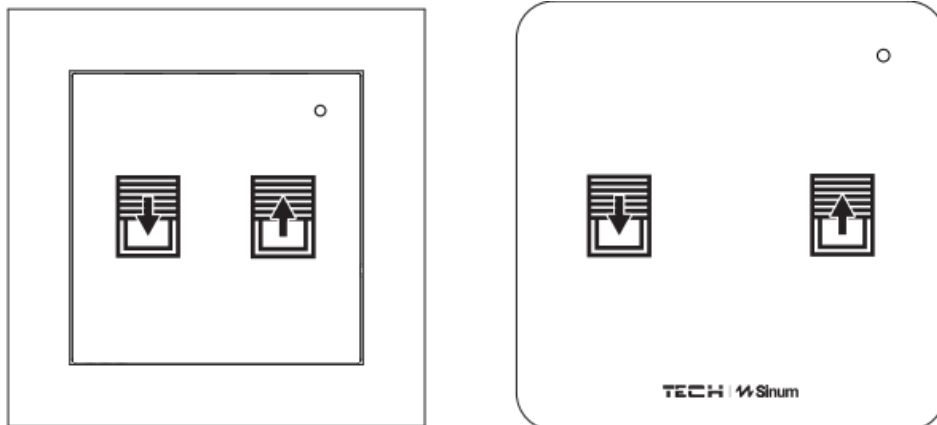




## TECH Sinum FZ-02 Shutter Switch Instructions

[Home](#) » [TECH](#) » TECH Sinum FZ-02 Shutter Switch Instructions 

**TECH** | **Sinum**



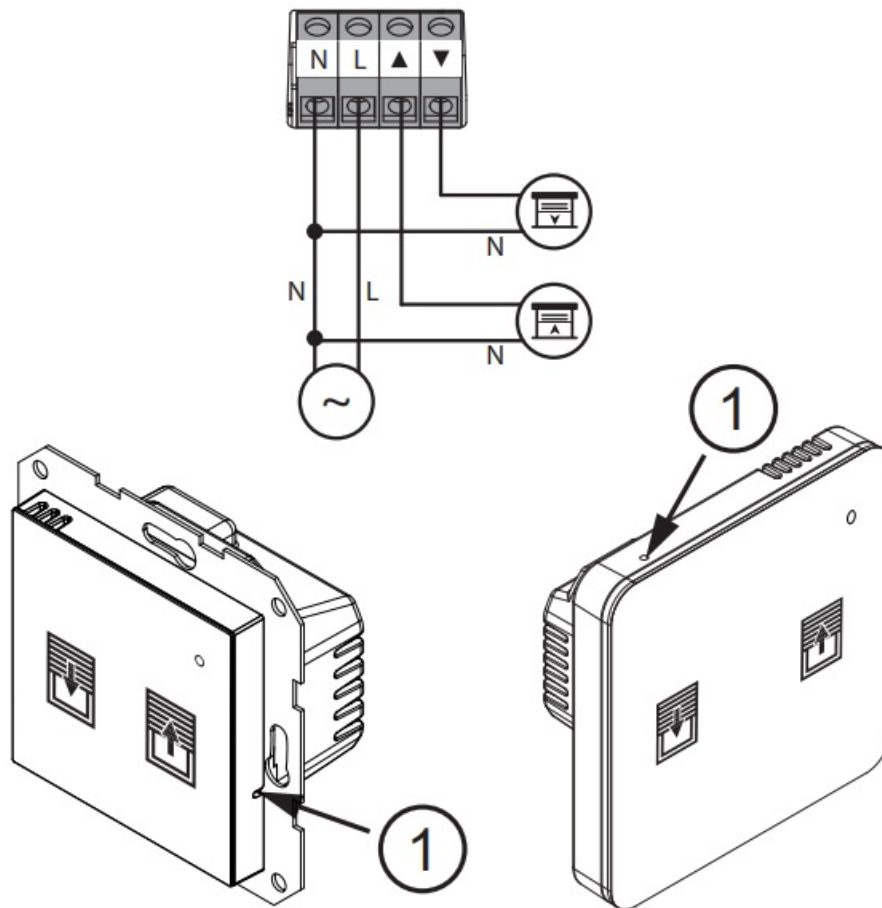
FZ-02 / WZ-02

[www.sinum.eu](http://www.sinum.eu)

### Contents

- [1 FZ-02 Shutter Switch](#)
- [2 CONTROL OF THE TILTING SHUTTER](#)
- [3 Technical data](#)
- [4 EU Declaration of conformity](#)
- [5 Service](#)
- [6 Documents / Resources](#)
  - [6.1 References](#)

### FZ-02 Shutter Switch



The FZ-02 / WZ-02 roller shutter switch is a device for controlling roller shutters with the use of the switch or the Sinum central device. Sinum allows the user to program specific conditions for raising / lowering the roller shutters. Communication with the Sinum central device is wireless. The FZ-02 / WZ-02 switch has a built-in light sensor which is used to adjust the button backlight brightness to ambient light level.

**IMPORTANT!**

1. Connecting the roller shutter to the switch outputs in reverse will result in incorrect operation of the device and incorrect calibration.
2. Before using the switch for the first time, the roller shutter limit switches should be set correctly.
3. After every ten movements of the roller shutter, automatic calibration takes place – the roller shutter moves to the extreme position and then returns to the set position.
4. The roller shutter is controlled by constantly applying power supply to a given direction of roller shutter operation.

**NOTE:**

Steps to follow after registering and adding the switch to the Sinum Central device, in the switch settings [Settings > Devices > Wireless devices > (on the device tile)]:

1) choose the type of blinds you have: blackout or tilting 2) when choosing a tilting roller blind, you should also select the tilt angle: 90° or 180° 3) perform calibration


- The tolerance between the height set in the Sinum application and the actual roller blind height level can be max. 5%.

## CONTROL OF THE TILTING SHUTTER

While holding the roller shutter up/down button:

- less than 1.5 seconds – change the angle of the roller shutter elements
- over 1.5 seconds – change of the roller shutter opening level

### How to register the device in the sinum system

Enter the address of the Sinum central device in the browser and log in to the device. In the main panel, click the Settings > Devices > Wireless devices >  . Then briefly press the registration button 1 on the device. After a properly completed registration process, an appropriate message will appear on the screen. Additionally, the user can name the device and assign it to a specific room.

### Technical data

Power supply	230V $\pm$ 10% /50Hz
Max. power consumption	1W
Operation temperature	5°C ÷ 50°C
Potential contact max. output load	0,5A
Operation frequency	868 MHz
Max. transmission power	25 mW
Installation	flush-mountable, electrical box $\varnothing$ 60mm

### Notes

TECH Controllers is not responsible for any damages resulting from improper use of the system.

The range depends on the conditions in which the device is used and the structure and materials used in the object construction. The manufacturer reserves the right to improve devices, update software and related documentation. The graphics are provided for illustration purposes only and may differ slightly from the actual look. The diagrams serve as examples. All changes are updated on an ongoing basis on the manufacturer's website.

Before using the device for the first time, read the following regulations carefully. Not obeying these instructions may lead to personal injuries or controller damage. The device should be installed by a qualified person. It is not intended to be operated by children. It is a live electrical device. Make sure the device is disconnected from the mains before performing any activities involving the power supply (plugging cables, installing the device etc.). The device is not water resistant.





The product may not be disposed of to household waste containers. The user is obliged to transfer their used equipment to a collection point where all electric and electronic components will be recycled.

### EU Declaration of conformity

Tech Sterowniki II Sp. z o.o. ul. Biała Droga 34, Wieprz (34-122)

Hereby, we declare under our sole responsibility that the FZ-02 / WZ-02 roller shutter switch is compliant with Directive 2014/53/UE.

**Wieprz, 01.01.2024**

  
Paweł Jura  
  
Janusz Master  
Prezesi firmy

The full text of the EU declaration of conformity and the user manual are available after scanning the QR code or at [www.tech-controllers.com/manuals](http://www.tech-controllers.com/manuals)

tel: +48 33 875 93 80

[www.tech-controllers.com](http://www.tech-controllers.com)

[support.sinum@techsterowniki.pl](mailto:support.sinum@techsterowniki.pl)

[www.techsterowniki.pl/manuals](http://www.techsterowniki.pl/manuals)




Wyprodukowano w Polsce

[www.tech-controllers.com/manuals](http://www.tech-controllers.com/manuals)



Made in Poland






## Documents / Resources



**[TECH Sinum FZ-02 Shutter Switch](#)** [pdf] Instructions  
Sinum FZ-02 Shutter Switch, Sinum FZ-02, Shutter Switch, Switch

## References

- [tech-controllers.com](http://www.tech-controllers.com)
- [reg.com](http://www.reg.com)
- [Intelligens fűtés-hűtés, fűtési-hűtési megoldások - TECH vezérlők gyártója | TECH vezérlők](#)

-  [Sinum - Energy-saving solution at home - manufacturer of controllers | Tech-controllers](#)
-  [Intelligent heating, smart heating solutions - manufacturer of controllers | TECH Controllers](#)
-  [TECH Controllers - Teplo ve Vašem domě](#)
-  [TECH Controllers - Teplo vo Vašom dome](#)
-  [Soluția de acasă de economisire a energiei - producător de controlere | Tech-Controllers](#)
- [User Manual](#)

[Manuals+](#), [Privacy Policy](#)

This website is an independent publication and is neither affiliated with nor endorsed by any of the trademark owners. The "Bluetooth®" word mark and logos are registered trademarks owned by Bluetooth SIG, Inc. The "Wi-Fi®" word mark and logos are registered trademarks owned by the Wi-Fi Alliance. Any use of these marks on this website does not imply any affiliation with or endorsement.