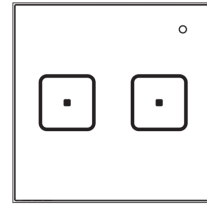


TECH
Sinum FS-01, FS-02 Smart
Home Intelligentny System



TECH Sinum FS-01, FS-02 Smart Home Intelligentny System User Manual

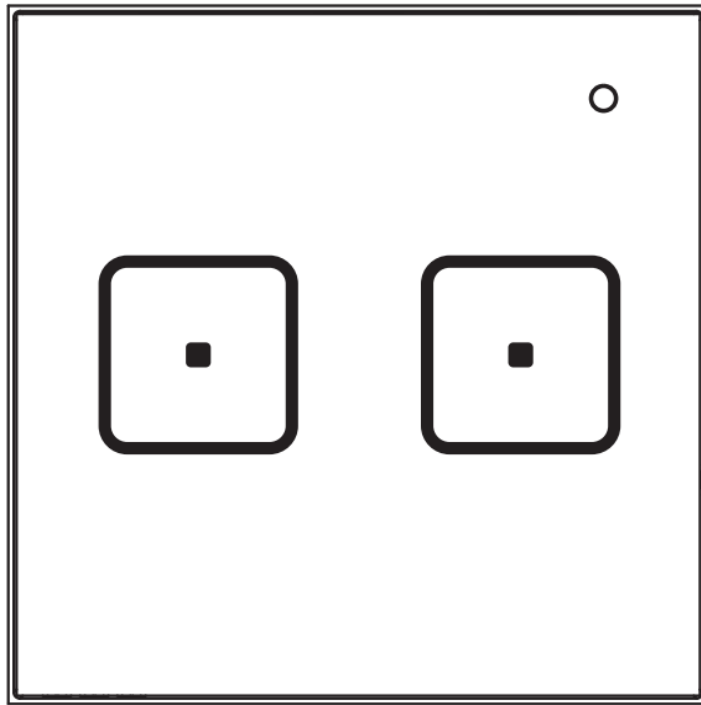
[Home](#) » [TECH](#) » TECH Sinum FS-01, FS-02 Smart Home Intelligentny System User Manual 

Contents

- 1 [TECH Sinum FS-01, FS-02 Smart Home Intelligentny System](#)
- 2 [Product Information](#)
- 3 [Product Usage Instructions](#)
- 4 [EU Declaration of Conformity](#)
- 5 [Frequently Asked Questions \(FAQ\)](#)
- 6 [INTRODUCTION](#)
- 7 [How to register the device in the sinum system](#)
- 8 [Technical data](#)
- 9 [DISPOSAL](#)
- 10 [EU Declaration of conformity](#)
- 11 [FOR MORE INFO](#)
- 12 [ABOUT COMPANY](#)
- 13 [Documents / Resources](#)
 - 13.1 [References](#)
- 14 [Related Posts](#)

TECH

TECH Sinum FS-01, FS-02 Smart Home Intelligentny System



Product Information

Specifications

- **Power Supply:** 1W
- **Max. Power Consumption:** 4A (AC1) / 200W (LED)
- **Operation Temperature:** Not specified
- **Maximum Output Load:** 200W
- **Operation Frequency:** 868 MHz
- **Max. Transmission Power:** 25 mW

Product Usage Instructions

Registering the Device in the Sinum System

1. Enter the address of the Sinum central device in the browser and log in to the device.
2. In the main panel, click on Settings > Devices > Wireless devices > +.
3. Briefly press the registration button 1 on the device.
4. After a successful registration process, a confirmation message will appear on the screen.
5. You can also name the device and assign it to a specific room.

Notes

The product should not be disposed of in household waste containers. Please transfer used equipment to a collection point for proper recycling of electric and electronic components.

EU Declaration of Conformity

- Tech Sterowniki II Sp. z o.o. declares that the switch FS-01 / FS-02 complies with Directive 2014/53/EU.
- The full text of the EU declaration of conformity and the user manual are available after scanning the QR code

or at www.tech-controllers.com/manuals.

Frequently Asked Questions (FAQ)

- **How do I register my device in the Sinum system?**

Follow the steps outlined in the user manual to register your device in the Sinum system. Make sure to press the registration button on the device as instructed.

- **Can I dispose of the product in household waste containers?**

No, please do not dispose of the product in household waste containers. It should be taken to a designated collection point for proper recycling.

INTRODUCTION

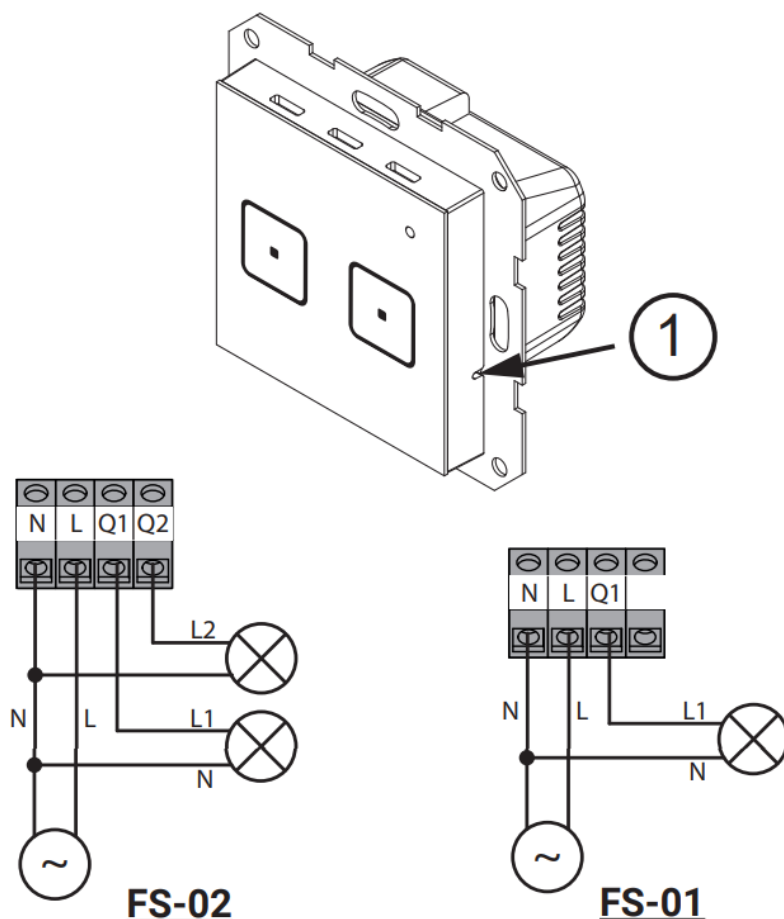
- The FS-01 / FS-02 light switch is a device which enables you to control the light directly from the switch or with the use of a Sinum central device, where the user may program the light to switch on and off in certain conditions.
- The switch communicates with the Sinum central device wirelessly and the whole system allows the user to control the smart home with the use of mobile devices.
- The FS-01 / FS-02 switch has a built-in light sensor which is used to adjust the button backlight brightness to ambient light level.

NOTE!

- The drawings are for illustrative purposes only. The number of buttons may be different depending on the version you have.
- The maximum load of a single output for LED lighting is 200W.

How to register the device in the sinum system

Enter the address of the Sinum central device in the browser and log in to the device. In the main panel, click the Settings > Devices > Wireless devices > + . Then briefly press the registration button 1 on the device. After a properly completed registration process, an appropriate message will appear on the screen. Additionally, the user can name the device and assign it to a specific room.



Technical data

Power supply	230V \pm 10% /50Hz
Max. power consumption	1W
Operation temperature	5°C ÷ 50°C
Maximum output load	4A (AC1)* / 200W (LED)
Operation frequency	868 MHz
Max. transmission power	25 mW

* AC1 load category: single-phase, resistive or slightly inductive AC load.

Notes

- TECH Controllers is not responsible for any damages resulting from improper use of the system. The range depends on the conditions in which the device is used and the structure and materials used in the object construction. The manufacturer reserves the right to improve devices, update software and related documentation. The graphics are provided for illustration purposes only and may differ slightly from the actual look. The diagrams serve as examples. All changes are updated on an ongoing basis on the manufacturer's website.
- Before using the device for the first time, read the following regulations carefully. Not obeying these instructions may lead to personal injuries or controller damage. The device should be installed by a qualified person. It is

not intended to be operated by children. It is a live electrical device. Make sure the device is disconnected from the mains before performing any activities involving the power supply (plugging cables, installing the device etc.). The device is not water resistant.

DISPOSAL



The product may not be disposed of to household waste containers. The user is obliged to transfer their used equipment to a collection point where all electric and electronic components will be recycled.

EU Declaration of conformity

Tech Sterowniki II Sp. z o.o. , ul. Biała Droga 34, Wieprz (34-122)

Hereby, we declare under our sole responsibility that the switch **FS-01 / FS-02** is compliant with Directive 2014/53/EU.

Wieprz, 01.12.2023


Paweł Jura

Janusz Master
Prezesa firmy

The full text of the EU declaration of conformity and the user manual are available after scanning the QR code or at www.tech-controllers.com/manuals.

FOR MORE INFO

Scan QR code given below or visit www.tech-controllers.com/manuals



Made in Poland

ABOUT COMPANY

- tel: +48 33 875 93 80
- www.tech-controllers.com
- support.sinum@techsterowniki.pl

Documents / Resources



[TECH Sinum FS-01, FS-02 Smart Home Intelligentny System](#) [pdf] User Manual
FS-01, FS-02, Sinum FS-01 FS-02 Smart Home Intelligentny System, Sinum FS-01 FS-02, Smart Home Intelligentny System, Home Intelligentny System, Intelligentny System, System

References

- [🌐 controllers.com](#)
- [🇪🇺 Intelligens fűtés-hűtés, fűtési-hűtési megoldások - TECH vezérlők gyártója | TECH vezérlők](#)
- [🌐 Sinum - TECH Controllers](#)
- [🇪🇺 Intelligent heating, smart heating solutions - manufacturer of controllers | TECH Controllers](#)
- [🇪🇺 Manuals - TECH Controllers](#)
- [🇪🇺 TECH Controllers - Teplo ve Vašem domě](#)
- [🇪🇺 TECH Controllers - Teplo vo Vašom dome](#)
- [🇪🇺 Soluția de acasă de economisire a energiei - producător de controlere I Tech-Controllers](#)
- [User Manual](#)

[Manuals+](#), [Privacy Policy](#)

This website is an independent publication and is neither affiliated with nor endorsed by any of the trademark owners. The "Bluetooth®" word mark and logos are registered trademarks owned by Bluetooth SIG, Inc. The "Wi-Fi®" word mark and logos are registered trademarks owned by the Wi-Fi Alliance. Any use of these marks on this website does not imply any affiliation with or endorsement.