



TECH DIGITAL JTD-820 DIGITAL TO ANALOG AUDIO DECODER User Manual

[Home](#) » [TECH DIGITAL](#) » TECH DIGITAL JTD-820 DIGITAL TO ANALOG AUDIO DECODER User Manual 

Contents

- [1 TECH DIGITAL JTD-820 DIGITAL TO ANALOG AUDIO DECODER](#)
- [2 Introduction](#)
- [3 Features](#)
- [4 Specifications](#)
- [5 Package Contents](#)
- [6 Panel Descriptions](#)
- [7 Connection Diagram](#)
- [8 Documents / Resources](#)
 - [8.1 References](#)
- [9 Related Posts](#)



TECH DIGITAL JTD-820 DIGITAL TO ANALOG AUDIO DECODER



Introduction

The Digital to Analog Audio Decoder features an integrated 24-bit audio DSP. This unit can decode a variety of digital audio formats, including Dolby Digital (AC3), DTS and PCM. It can simply connect an Optical (Toslink) or Digital Coaxial Cable to the input, then the decoded audio can be transmitted as 2-channel analog audio via the Stereo RCA output or the 3.5mm output (suitable for headphones) simultaneously.

Manufactured under license from Dolby Laboratories. Dolby and the double-D symbol are trademarks of Dolby Laboratories.

For DTS patents, see <http://patents.dts.com>. Manufactured under license from DTS Licensing Limited. DTS, the Symbol, DTS and the Symbol together and Digital Surround are registered trademarks or trademarks of DTS, Inc. in the United States and/or other countries. © DTS, Inc. All Rights Reserved.

Features

- Decode Dolby Digital (AC3), DTS or PCM digital audio to stereo audio output.
- Support PCM 32KHz, 44.1KHz, 48KHz, 88.2KHz, 96KHz, 176.4KHz, 192KHz sample frequency audio decode.
- Support Dolby Digital 5.1 channels, DTS-ES6.1 channels audio decode.
- No need to install drivers. Portable, flexible, plug and play.

Specifications

- Input Ports: 1 x Optical (Toslink), 1 x Digital Coaxial
- Output Ports: 1 x RCA (L/R), 1 x 3.5mm (Headphone)
- Signal to Noise Ratio: 103db
- Degree of Separation: 95db
- Frequency Response: (20Hz ~ 20KHz) +/- 0.5db
- Dimensions: 72mm(D)x55mm(W)x20mm(H).
- Weight : 40g

Package Contents

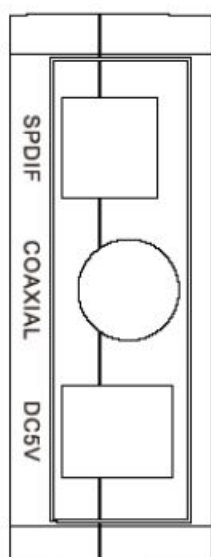
Before using this unit, please check the packaging and make sure the following items are contained in the shipping carton:

1. Audio Decoder ————1PCS
2. 5V/1A DC Adaptor—————1PCS
3. User Manual ————1PCS

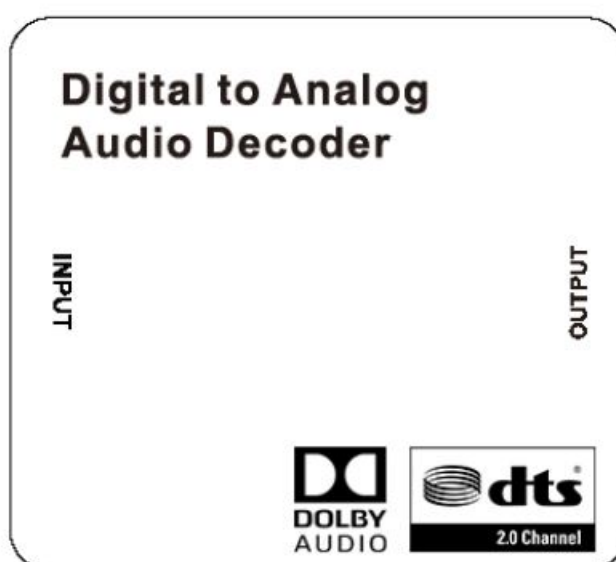
Panel Descriptions

Please study the panel drawings below and be familiar with the signal input(s), output(s), and power requirements.

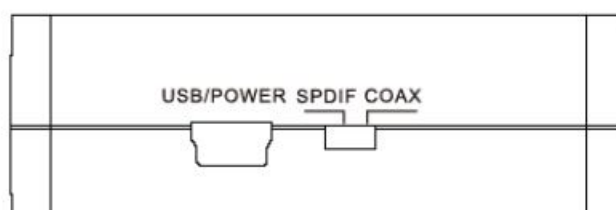
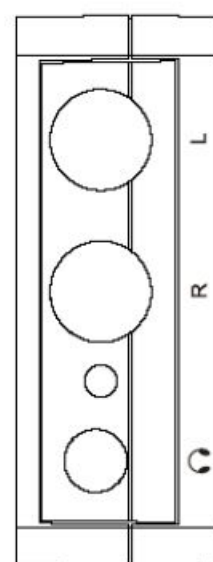
Back Panel



Top Panel



Front Panel




Connection Diagram

1. Connect a source (e.g. Blu-Ray Player, game console, A/V Receiver, etc.) to the audio Decoder's SPDIF input port by fiber cable or Coaxial input port by coaxial cable.
2. Connect a headphone or analog audio amplifier to the audio output port on the Decoder.
3. Power on the Decoder and select the switch to your needed audio input port.
4. LED Status Indicator
 - Red always: PCM decoder or No signal
 - Red blinking: Dolby decoder

- Green blinking: DTS decoder



Documents / Resources

	<p>TECH DIGITAL JTD-820 DIGITAL TO ANALOG AUDIO DECODER [pdf] User Manual JTD-820 DIGITAL TO ANALOG AUDIO DECODER, DIGITAL TO ANALOG AUDIO DECODER, ANALOG AUDIO DECODER, AUDIO DECODER</p>
---	---

References

- [Patents - DTS](#)
- [J-Tech Digital ® Official Site | Professional AV Solution Provider](#)