

# TECH CONTROLLERS EU-C-8F Wireless Floor Temperature Sensor User Manual



## Contents

- 1 USER'S MANUAL EU-C-8f**
  - 1.1 Description
  - 1.2 How to register a EU-C-8f sensor in a given zone
  - 1.3 Safety
  - 1.4 How to install
  - 1.5 Technical data
  - 1.6 WARRANTY CARD
  - 1.7 EU Declaration of conformity
- 2 Documents / Resources**
- 3 Related Posts**

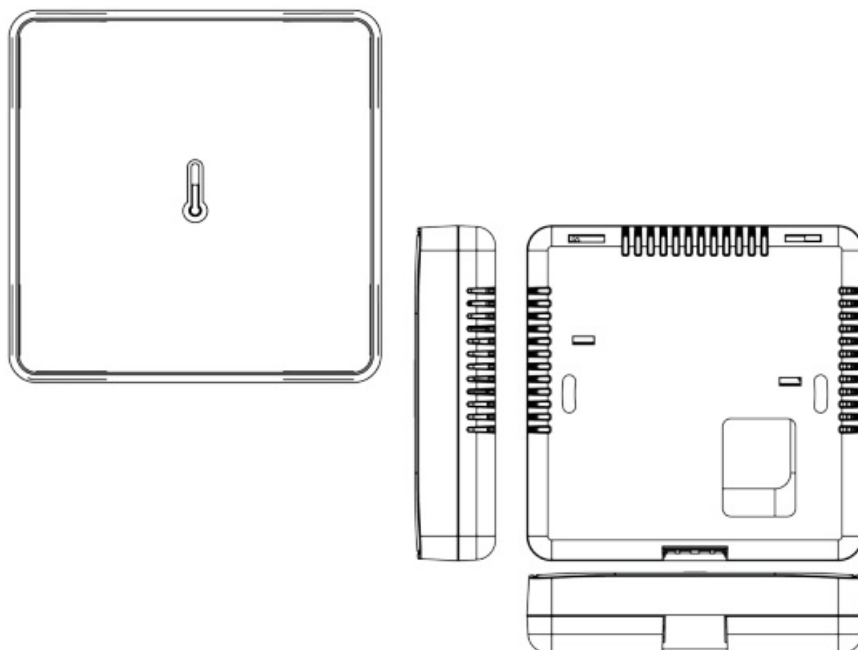
## USER'S MANUAL EU-C-8f



### Description

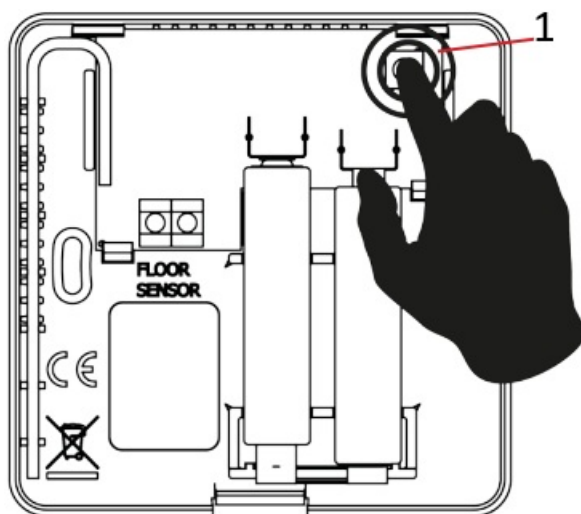
The EU-C-8f sensor is intended to be installed in heating zones. It sends current floor temperature readings to the main controller.

Colour versions: white and black.



### How to register a EU-C-8f sensor in a given zone

Each sensor should be registered in the main controller in a particular zone – Zones/Floor heating/Registration. After selecting Registration, press the communication button on the selected temperature sensor EU-C-8f. If the registration attempt has been successful, the screen will display a message to confirm and the control light on the EU-C-8f sensor will flash twice.



1. Communication button

### Safety

Before using the device for the first time the user should read the following regulations carefully. Not obeying the rules included in this manual may lead to personal injuries or controller damage. The user's manual should be stored in a safe place for further reference. In order to avoid accidents and errors it should be ensured that every person using the device has familiarized themselves with the principle of operation as well as security functions of the controller. If the device is to be sold or put in a different place, make sure that the user's manual is there with the device so that any potential user has access to essential information about the device.

The manufacturer does not accept responsibility for any injuries or damage resulting from negligence; therefore, users are obliged to take the necessary safety measures listed in this manual to protect their lives and property.

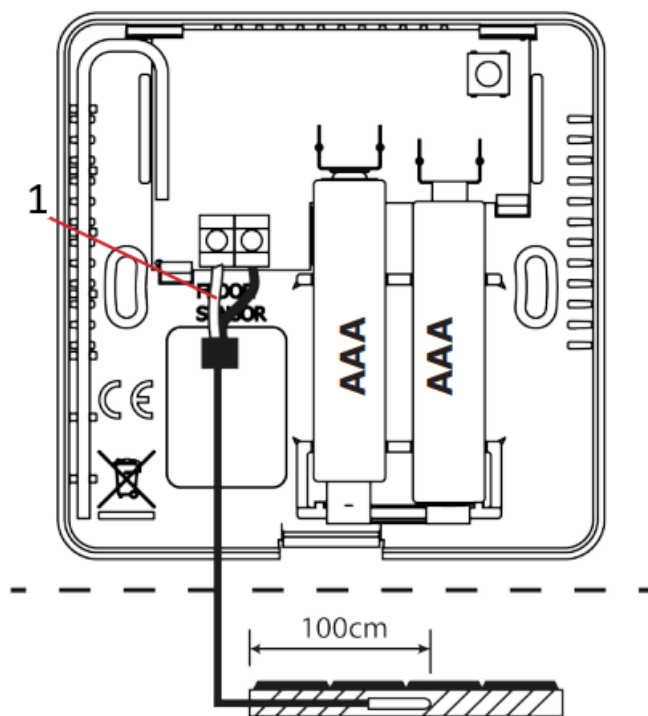


## WARNING

- The device should be installed by a qualified electrician.
- The sensor should not be operated by children.
- Before and during the heating season, the controller should be checked for condition of its cables. The user should also check if the controller is properly mounted and clean it if dusty or dirty.

### How to install

Before installing the sensor, plug the floor temperature sensor NTC to the EU-C-8f sensor. Polarity does not matter!



#### 1. Floor sensor

Bear in mind the following rules:

- the maximum of one temperature sensor may be registered in each zone;
- if the user attempts to register a sensor in the zone in which another sensor has already been registered, the first sensor becomes unregistered and it is replaced by the second one.

For each temperature sensor assigned to a zone the user may set the maximum temperature above which the main controller will disable the floor heating to protect the floor.



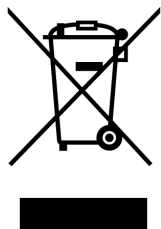
### NOTE

Only one room sensor should be assigned to each zone.

The pictures and diagrams are for illustration purposes only.  
The manufacturer reserves the right to introduce some changes.

### Technical data

Sensor type ..... NTC  
Temperature measurement range ..... -30÷50°C  
Communication frequency ..... 868 MHz  
Power supply ..... 2xbatteries 1,5V AAA  
Measurement accuracy ..... +/-0,5°C



We are committed to protecting the environment. Manufacturing electronic devices imposes an obligation of providing for environmentally safe disposal of used electronic components and devices. Hence, we have been entered into a register kept by the Inspection For Environmental Protection. The crossed-out bin symbol on a product means that the product may not be disposed of to household waste containers. Recycling of wastes helps to protect the environment. The user is obliged to transfer their used equipment to a collection point where all electric and electronic components will be recycled.

#### WARRANTY CARD

TECH company ensures to the Buyer proper operation of the device for the period of 24 months from the date of sale. The Guarantor undertakes to repair the device free of charge if the defects occurred through the manufacturer's fault. The device should be delivered to its manufacturer. Principles of conduct in the case of a complaint are determined by the Act on specific terms and conditions of consumer sale and amendments of the Civil Code (Journal of Laws of 5 September 2002).

**CAUTION! THE TEMPERATURE SENSOR CANNOT BE IMMERSSED IN ANY LIQUID (OIL ETC). THIS MAY RESULT IN DAMAGING THE CONTROLLER AND LOSS OF WARRANTY! THE ACCEPTABLE RELATIVE HUMIDITY OF THE CONTROLLER'S ENVIRONMENT IS 5÷85% REL.H. WITHOUT THE STEAM CONDENSATION EFFECT.**

**THE DEVICE IS NOT INTENDED TO BE OPERATED BY CHILDREN.**

Activities related to setting and regulation of the controller parameters described in the Instruction Manual and parts wearing out during normal operation, such as fuses, are not covered by warranty repairs. The warranty does not cover damages arising as a result of improper operation or through the user's fault, mechanical damage or damage created as a result of fire, flood, atmospheric discharges, overvoltage or short-circuit. The interference of an unauthorized service, wilful repairs, modifications and construction changes cause the loss of Warranty. TECH controllers have protective seals. Removing a seal results in the loss of Warranty.

The costs of unjustifiable service call to a defect will be borne exclusively by the buyer. The unjustifiable service call is defined as a call to remove damages not resulting from the Guarantor's fault as well as a call considered unjustifiable by the service after diagnosing the device (e.g. damage of the equipment through the fault of the client or not subject to Warranty), or if the device defect occurred for reasons lying beyond the device.

In order to execute the rights arising from this Warranty, the user is obliged, at his own cost and risk, deliver the device to the Guarantor along with a correctly filled-in warranty card (containing in particular the sale date, the seller's signature and a description of the defect) and sales proof (receipt, VAT invoice, etc.). The Warranty Card is the only basis for repair free of charge. The complaint repair time is 14 days.

When the Warranty Card is lost or damaged, the manufacturer does not issue a duplicate.

.....  
seller's stamp

.....  
date of sale

**EU Declaration of conformity**

Hereby, we declare under our sole responsibility that **EU-C-8f** manufactured by TECH, head-quartered in Wieprz Biała Droga 31, 34-122 Wieprz, is compliant with Directive **2014/53/EU** of the European parliament and of the Council of 16 April 2014 on the harmonisation of the laws of the Member States relating to the making available on the market of radio equipment, Directive **2009/125/EC** establishing a framework for the setting of ecodesign requirements for energy-related products as well as the regulation by the MINISTRY OF ENTREPRENEURSHIP AND TECHNOLOGY of 24 June 2019 amending the regulation concerning the essential requirements as regards the restriction of the use of certain hazardous substances in electrical and electronic equipment, implementing provisions of Directive (EU) 2017/2102 of the European Parliament and of the Council of 15 November 2017 amending Directive 2011/65/EU on the restriction of the use of certain hazardous substances in electrical and electronic equipment (OJ L 305, 21.11.2017, p. 8).

For compliance assessment, harmonized standards were used:

PN-EN IEC 60730-2-9 :2019-06 art. 3.1a Safety of use

PN-EN 62479:2011 art. 3.1 a Safety of use

ETSI EN 301 489-1 V2.2.3 (2019-11) art.3.1b Electromagnetic compatibility

ETSI EN 301 489-3 V2.1.1:2019-03 art.3.1 b Electromagnetic compatibility

ETSI EN 300 220-2 V3.2.1 (2018-06) art.3.2 Effective and coherent use of radio spectrum

ETSI EN 300 220-1 V3.1.1 (2017-02) art.3.2 Effective and coherent use of radio spectrum



Paweł Jura



Janusz Master

Prezesa firmy

Wieprz, 22.07.2021

**TECH**  
**CONTROLLERS**

**Central headquarters:**

ul. Biała Droga 31, 34-122 Wieprz

**Service:**

ul. Skotnica 120, 32-652 Bulowice

phone: **+48 33 875 93 80**

e-mail: [serwis@techsterowniki.pl](mailto:serwis@techsterowniki.pl)

## Documents / Resources



**[TECH CONTROLLERS EU-C-8F Wireless Floor Temperature Sensor](#)** [pdf] User Manual  
EU-C-8f, EU-C-8F Wireless Floor Temperature Sensor, Wireless Floor Temperature Sensor, Floor Temperature Sensor, Temperature Sensor, Sensor

