



TECH CONTROLLERS EU-517 2 Heating Circuits Module User Manual

[Home](#) » [TECH CONTROLLERS](#) » TECH CONTROLLERS EU-517 2 Heating Circuits Module User Manual 

TECH CONTROLLERS EU-517 2 Heating Circuits Module User Manual



Contents

- [1 Safety](#)
- [2 II. Description](#)
- [3 III. Installation](#)
- [4 IV. Principle of operation](#)
- [5 TECHNICAL DATA](#)
- [6 EU DECLARATION OF CONFORMITY](#)
- [7 Documents / Resources](#)

Safety

Before using the device for the first time the user should read the following regulations carefully. Not obeying the rules included in this manual may lead to personal injuries or controller damage. The user's manual should be stored in a safe place for further reference. In order to avoid accidents and errors it should be ensured that every person using the device has familiarized themselves with the principle of operation as well as security functions of the controller. If the device is to be sold or put in a different place, make sure that the user's manual is there with the device so that any potential user has access to essential information about the device.

The manufacturer does not accept responsibility for any injuries or damage resulting from negligence; therefore, users are obliged to take the necessary safety measures listed in this manual to protect their lives and property.

WARNING

- High voltage! Make sure the regulator is disconnected from the mains before performing any activities involving the power supply (plugging cables, installing the device etc.).
- The device should be installed by a qualified electrician.
- The regulator should not be operated by children.

NOTE

- The device may be damaged if struck by a lightning. Make sure the plug is disconnected from the power supply during storm.
- Any use other than specified by the manufacturer is forbidden.
- Before and during the heating season, the controller should be checked for condition of its cables

The user should also check if the controller is properly mounted and clean it if dusty or dirty.

II. Description

EU-517 module is intended for controlling two heating circuits. It may fulfil a range of functions:

- controlling two pumps
- cooperating with two room regulators
- controlling a voltage-free contact.

III. Installation

Controller should be installed by a qualified person.

WARNING

Risk of fatal electric shock from touching live connections. Before working on the controller switch off the power supply and prevent it from being switched on again.

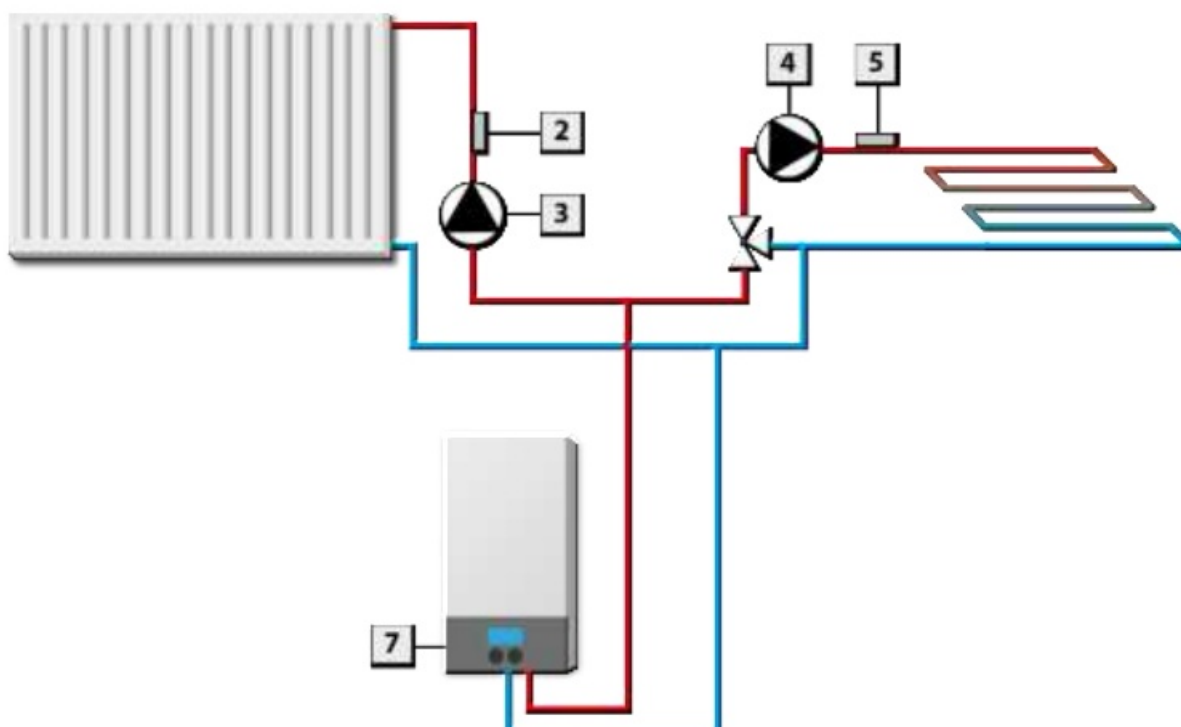
UWAGA

Incorrect connection of the wires may damage the regulator!

WARNING

If pump manufacturer requires an external main switch, power supply fuse or additional residual current device selective for distorted currents it is recommended not to connect pumps directly to pump control outputs.

To avoid damaging to the device, an additional safety circuit must be used between the regulator and the pump. The manufacturer recommends the ZP-01 pump adapter, which must be purchased separately.



If the module is used to control the floor heating system, an additional bimetallic sensor should be installed (on the supply pump, as close to the CH boiler as possible) – thermal overload relay. If the alarm temperature is exceeded, the sensor will disable the pump in order to protect the fragile floor heating system. If EU-517 is used to control standard heating system, the thermal overload relay may be replaced with a jumper – join the input terminals of the thermal overload relay.



1. Control light indicating operation of circuit 1 pump
2. Control light indicating operation of circuit 2 pump
3. Control light indicating connection to power supply

TECHNICAL DATA

1	Power supply	V	230V/+/-10%/50Hz
2	Power consumption	W	0,1
3	Ambient temperature	°C	5÷50
4	Pump max. output load	A	0,5
5	Potential-free cont. nom. out. load	A	230V AC / 0,5A (AC1) *24V DC / 0,5A (DC1) **
6	Fuse	A	3,15

- **AC1 load category:** single-phase, resistive or slightly inductive AC load.
- **DC1 load category:** direct current, resistive or slightly inductive load.



Care for the natural environment is our priority. Being aware of the fact that we manufacture electronic devices obligates us to dispose of used elements and electronic equipment in a manner which is safe for nature. As a result, the company has received a registry number assigned by the Main Inspector of Environmental Protection. The symbol of a crossed out rubbish bin on a product means that the product must not be thrown out to ordinary waste bins. By segregating waste intended for recycling, we help protect the natural environment. It is the user's responsibility to transfer waste electrical and electronic equipment to the selected collection point for recycling of waste generated from electronic and electrical equipment.

EU DECLARATION OF CONFORMITY

Hereby, we declare under our sole responsibility that EU-517 manufactured by TECH STEROWNIKI II Sp. z o.o. head-quartered in Wipers Biala Druga 31, 34-122 Wiper, is compliant with Directive **2014/35/EU** of the European Parliament and of the Council of 26 February 2014 on the harmonization of the laws of Member States relating to the making available on the market of electrical equipment designed for use within certain voltage limits (EU OJ L

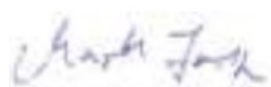
96, of 29.03.2014, p. 357), Directive 2014/30/EU of the European Parliament and of the Council of 26 February 2014 on the harmonization of the laws of Member States relating to **electromagnetic compatibility** (EU OJ L 96 of 29.03.2014, p.79), Directive 2009/125/EC establishing a framework for the setting of eco-design requirements for energy-related products as well as the regulation by the MINISTRY OF ENTREPRENEURSHIP AND TECHNOLOGY of 24 June 2019 amending the regulation concerning the essential requirements as regards the restriction of the use of certain hazardous substances in electrical and electronic equipment, implementing provisions of Directive (EU) 2017/2102 of the European Parliament and of the Council of 15 November 2017 amending Directive 2011/65/EU on the restriction of the use of certain hazardous substances in electrical and electronic equipment (OJ L 305, 21.11.2017, p. 8).

For compliance assessment, harmonized standards were used:

PN-EN IEC 60730-2-9:2019-06, PN-EN 60730-1:2016-10, EN IEC 63000:2018 RoHS.



Pawel Jura



Janusz Master
Prezesi firmy

Wieprz, 21.06.2022

Central headquarters:

ul. Biała Droga 31, 34-122 Wieprz

Service:


ul. Skotnica 120, 32-652 Bulowice

phone: +48 33 875 93 80 **e-mail:** serwis@techsterowniki.pl

www.tech-controllers.com



Documents / Resources

	<p>TECH CONTROLLERS EU-517 2 Heating Circuits Module [pdf] User Manual EU-517, EU-517 2 Heating Circuits Module, 2 Heating Circuits Module, Circuits Module, Modul e</p>
---	---