

# TeamTicker Manager App User Guide

[Home](#) » [TeamTicker](#) » TeamTicker Manager App User Guide 

## Contents

- [1 TeamTicker Manager App](#)
- [2 Specifications](#)
- [3 Getting Started](#)
- [4 Setting Up the App](#)
- [5 FAQs](#)
- [6 Documents / Resources](#)
  - [6.1 References](#)
- [7 Related Posts](#)



**TeamTicker Manager App**



Welcome To TeamTicker!

Thank you for choosing our product and being a valued customer. We are excited to get you started and hope you have as much fun enjoying your TeamTicker as we had making it.

## **Specifications**

- Product Name: TeamTicker
- Power Source: Electric
- Connection: Wifi (2Ghz)
- Compatibility: Mobile devices (iOS and Android)

## **Getting Started**

1. Carefully remove your sign from the packaging.
2. Hang your sign on the wall (preferred method: use the hanging kit included with the product).
3. Plug in your sign and turn the power on.
4. Download and install the TeamTicker app for your mobile device from the Apple App Store or Google Play Store.

## **Setting Up the App**

1. Open the TeamTicker app on your mobile device and create your account (have your sign on and close by).
2. The app will begin scanning Bluetooth devices looking for your sign.
3. Once the app detects your sign, click the sign icon to register it to your account.
4. Pick your preferred Wifi network from the list of available networks (2Ghz Wifi connection is required).
5. Give your sign a name.

Once your sign is connected to Wifi, you are ready to enjoy your TeamTicker. For more instructions, visit

<https://teamticker.com/how>.

For any questions, visit <https://teamticker.com/contact>  
or contact support at [support@teamticker.com](mailto:support@teamticker.com).

## FAQs

**Q: What should I do if my sign is not connecting to Wifi?**

A: Make sure you are selecting a 2Ghz Wifi network and that the network is working properly. You can also try restarting your sign and the app.


**Q: Can I change the display settings of my TeamTicker?**

A: Yes, you can customize the display settings through the TeamTicker app on your mobile device.



**Q: Is it possible to schedule messages on the TeamTicker?**

A: Yes, you can schedule messages to display at specific times using the app.

## Documents / Resources

	<a href="#">TeamTicker TeamTicker Manager App [pdf] User Guide</a> TeamTicker Manager App, TeamTicker, Manager App, App
---	--

## References

-  [Hello! – TeamTicker](#)
-  [Set-Up Guide – TeamTicker](#)
- [User Manual](#)

### Manuals+, Privacy Policy

This website is an independent publication and is neither affiliated with nor endorsed by any of the trademark owners. The "Bluetooth®" word mark and logos are registered trademarks owned by Bluetooth SIG, Inc. The "Wi-Fi®" word mark and logos are registered trademarks owned by the Wi-Fi Alliance. Any use of these marks on this website does not imply any affiliation with or endorsement.