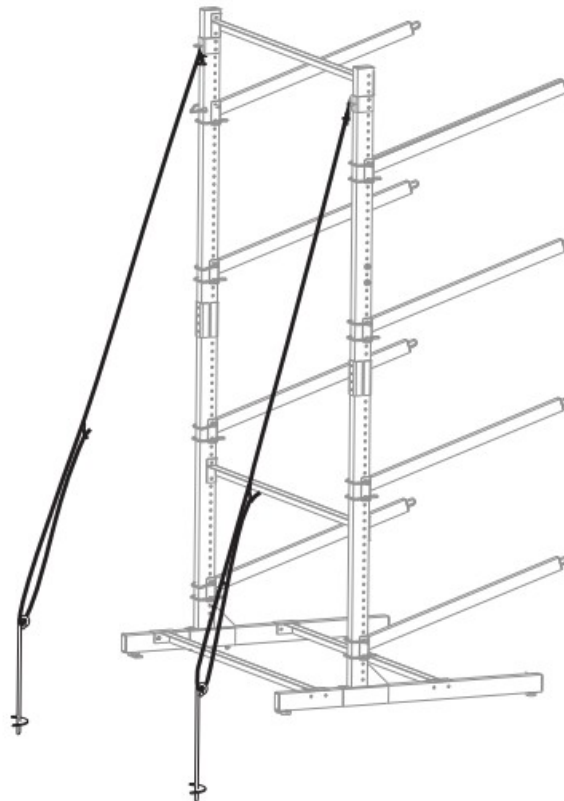


TEAL TRIANGLE G-System Anchor Kit Instruction Manual

[Home](#) » [TEAL TRIANGLE](#) » TEAL TRIANGLE G-System Anchor Kit Instruction Manual 

TEAL TRIANGLE TEAL TRIANGLE G-System Anchor Kit



G-SYSTEM ANCHOR KIT

Contents

1 G-System Anchor Kit

2 PARTS LIST

3 RECOMMENDED

TOOLS:

4 INCLUDED HARDWARE:

5 Documents / Resources

5.1 References

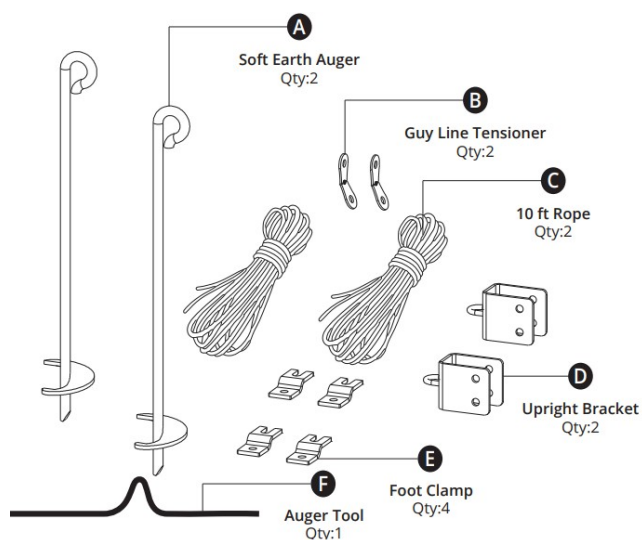
G-System Anchor Kit

SCAN ME FOR INSTALLATION VIDEO



<https://qr.page/g/4AYMEsga25r>

PARTS LIST



RECOMMENDED TOOLS:

Socket

Socket Wrench


Wrench

Auger Tool (Included)

INCLUDED HARDWARE:



Documents / Resources

 The logo for the TEAL TRIANGLE G-System Anchor Kit. It features the brand name 'TEAL TRIANGLE' at the top, a technical diagram of a sailboat's mast and rigging in the center, and the product name 'G-SYSTEM ANCHOR KIT' below the diagram. There are also some smaller icons and text at the bottom of the logo.	<p>TEAL TRIANGLE G-System Anchor Kit [pdf] Instruction Manual G_System_Anchor_Kit_Instructions.pdf v 1712350369, G-System Anchor Kit, G-System, G-System Anchor, Anchor Kit, Anchor</p>
--	---

References

- [User Manual](#)

Manuals+. [Privacy Policy](#)

This website is an independent publication and is neither affiliated with nor endorsed by any of the trademark owners. The "Bluetooth®" word mark and logos are registered trademarks owned by Bluetooth SIG, Inc. The "Wi-Fi®" word mark and logos are registered trademarks owned by the Wi-Fi Alliance. Any use of these marks on this website does not imply any affiliation with or endorsement.