



TCP SMBOXBT SmartStuff SmartBox User Guide

[Home](#) » [TCP](#) » TCP SMBOXBT SmartStuff SmartBox User Guide 



SmartStuff SmartBox

Item Number: SMBOXBT

Contents

- [1 WARNING](#)
- [2 Installation of the SmartBox](#)
- [3 Electrical Connections](#)
- [4 TCP SmartStuff App](#)
- [5 FCC](#)
- [6 Specifications](#)
- [7 Regulatory Approvals](#)
- [8 Resetting the SmartBox](#)
- [9 Documents / Resources](#)
- [10 Related Posts](#)

WARNING



NOTE: Please read the instructions before proceeding with the installation



WARNING: DANGER—RISK OF SHOCK— DISCONNECT POWER BEFORE INSTALLATION!

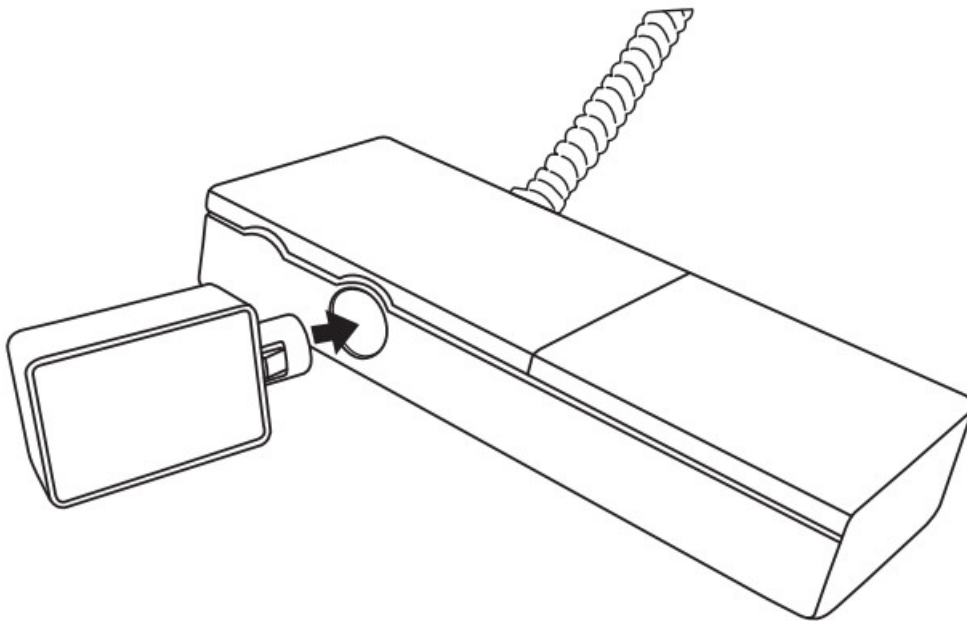


NOTE: This device is suitable for damp locations only.

- This product is used to control lighting luminaires with 0-10V dim to off drivers/ballast.
- This product must be installed in accordance with local and national electrical codes. Please consult with a qualified electrician before installation.

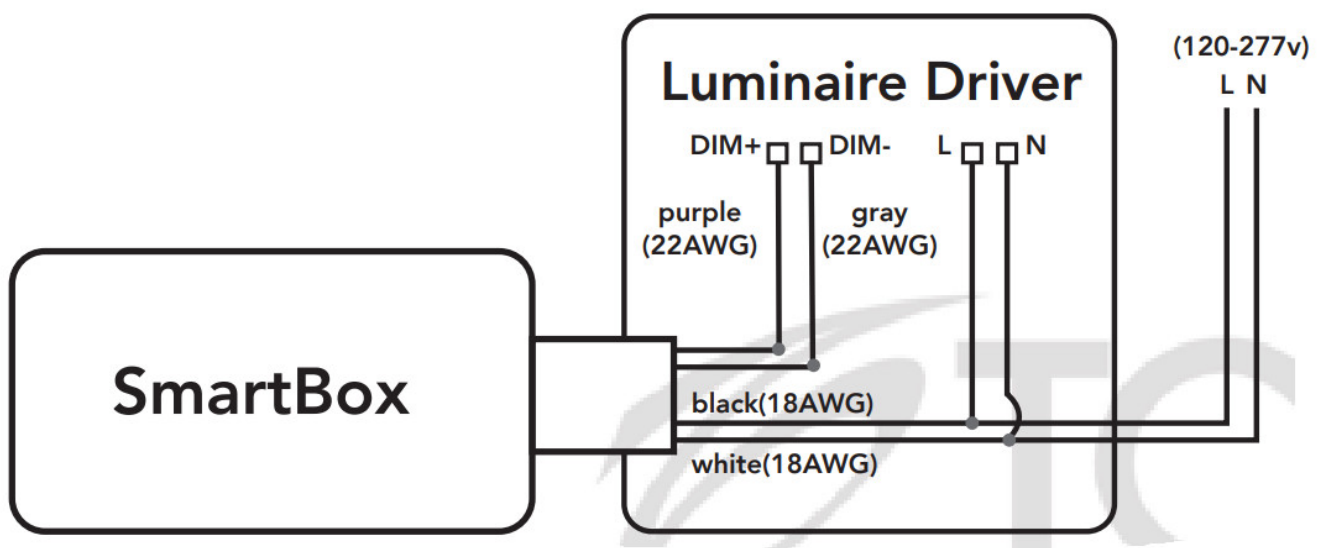
Installation of the SmartBox

Check the label on the SmartBox for correct orientation and Install as shown. The junction box needs a 1/2" knockout for the SmartBox to fit securely. Use double-sided tape if needed.



Electrical Connections

Make the electrical connections as shown.



TCP SmartStuff App

The TCP SmartStuff App is used to configure the Bluetooth® Signal Mesh and TCP SmartStuff devices. Download the TCP SmartStuff App using the following options:

- Download the SmartStuff App from the Apple App Store® or Google Play Store™
- Use the QR Codes here: Instructions for configuring TCP Smart App and SmartStuff devices are at <https://www.tcpi.com/tcp-smartstuff/>



<https://apple.co/38dGWsL>

Instructions for configuring TCP Smart App and SmartStuff devices are at <https://www.tcpi.com/tcp-smartstuff/>



FCC

This device complies with part 15 of the FCC Rules. Operation is subject to the following two conditions: (1) This device may not cause harmful interference, and (2) This device must accept any interference received, including interference that may cause undesired operation.

Warning: Changes or modifications to this unit not expressly approved by the party responsible for compliance could void the user's authority to operate the equipment.

NOTE: This equipment has been tested and found to comply with the limits for a Class B digital device, pursuant to Part 15 of the FCC Rules. These limits are designed to provide reasonable protection against harmful interference in a residential installation. This equipment generates, uses, and can radiate radio frequency energy and, if not installed and used in accordance with the instructions, may cause harmful interference to radio communications. However, there is no guarantee that interference will not occur in an installation. If this equipment does cause harmful interference to radio or television reception, which can be determined by turning the equipment off and on, the user is encouraged to try to correct the interference by one or more of the following measures:

- Reorient or relocate the receiving antenna.
- Increase the separation between the equipment and receiver.
- Connect the equipment into an outlet on a circuit different from that to which the receiver is connected.
- Consult the dealer or an experienced radio/TV technician for help.

This equipment complies with FCC radiation exposure limits set forth for an uncontrolled environment. This equipment should be installed and operated with a minimum distance of 8 inches between the radiator & your

body.

Specifications

Input Voltage

- 120 – 277VAC @ 15mA

Input Line Frequency

- 50/60Hz

Maximum Power.

- 1W

Output Voltage

- 0-10VDC

Operating Temperature

- -23°F to 113°F

Humidity

- <80% RH

Network Protocol

- Bluetooth Signal Mesh

Communication Range

- 150 ft / 46 m

Suitable for damp locations only

Regulatory Approvals

- ETL Listed
- Contains FCC ID: NIR-MESH8269
- Contains IC: 9486A-MESH8269
- Conforms to UL 8750
- Certified to CSA C22.2 No. 250.13

Resetting the SmartBox

To reset the SmartBox that is connected to a luminaire, perform the following steps below

1. Turn on luminaire and pause for less than 3 seconds
2. Turn off luminaire and pause for less than 3 seconds
3. Repeat steps 1 and 2 five times
4. Turn on the luminaire. After 6 seconds, the luminaire will flicker 5 times and then stay on.


LIMITED WARRANTY: This product is warranted for a period of 5 YEARS* from the date of original purchase against defects in materials and workmanship. If this product should fail to operate due to defects in material or workmanship, simply call 1-800-771-9335 within 5 YEARS of purchase. This product will be repaired or replaced, at

TCP's option. This warranty is expressly limited to the repair or replacement of the product. This warranty gives the consumer specific legal rights, which vary from state to state.

WARRANTY IS VOID IF THE PRODUCT IS NOT USED FOR THE PURPOSE FOR WHICH THIS PRODUCT IS MANUFACTURED.

The “Android” name, the Android logo, Google Play, and the Google Play logo are trademarks of Google LLC. Apple, the Apple logo, and the App Store are trademarks of Apple Inc., registered in the U.S. and other countries. The Bluetooth® word mark and logos are registered trademarks owned by Bluetooth SIG, Inc. and any use of such marks by TCP is under license.

Documents / Resources



[TCP SMBOXBT SmartStuff SmartBox \[pdf\] User Guide](#)
SMBOXBT, SmartStuff SmartBox