




TCL TAB 8\” Turn Bluetooth On / Off




[Home](#) » [TCL](#) » [TCL TAB 8\” Turn Bluetooth On / Off](#) 

Contents

[1 TCL TAB 8” – Turn Bluetooth On / Off](#)

[1.1 Related Posts](#)

TCL TAB 8” – Turn Bluetooth On / Off

1. From a Home screen, swipe up to access all apps.
 2. Navigate: **Settings**  > **Connected devices**.
 3. Tap **Connection preferences**.
 4. Tap **Bluetooth**.
 5. Tap the **Bluetooth switch** to turn on  or off .
- ➔ The device is visible while the Bluetooth® settings screen is open and Bluetooth is enabled.