



## TCL TAB 8 Smart Tablet User Guide

[Home](#) » [TCL](#) » [TCL TAB 8 Smart Tablet User Guide](#) 📄

### Contents

- [1 TCL TAB 8 Smart Tablet](#)
- [2 Product Information](#)
- [3 Product Usage](#)
- [4 QUICK START GUIDE](#)
- [5 Documents / Resources](#)
  - [5.1 References](#)
- [6 Related Posts](#)

# TCL

### TCL TAB 8 Smart Tablet



### Product Information

This product is a mobile device with the following features:

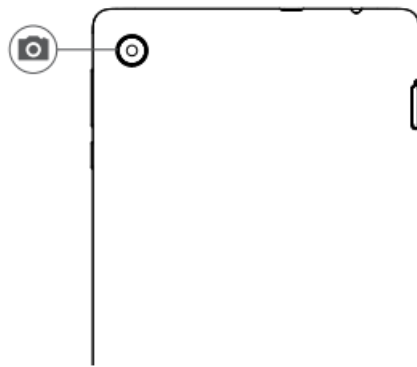
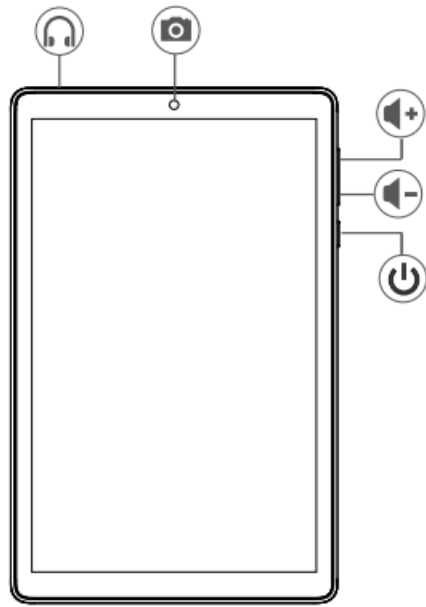
- Power key for turning the device on and off
- Back button for navigating to the previous screen or page
- Home button for returning to the main screen or page
- Recent apps button for viewing and switching between recently used apps
- microSD slot for expanding the device's storage capacity  
(microSD card not included)





The user manual for this product can be found at [www.tcl.com](http://www.tcl.com). We encourage you to consider the environment before printing the manual, as saving paper helps to save trees.

## **Product Usage**

- To turn on the device, press and hold the Power key until the device vibrates and the screen turns on.
- Use the Back button to navigate to the previous screen or page, and use the Home button to return to the main screen or page.
- The Recent apps button can be used to view and switch between recently used apps.
- To expand the device's storage capacity, insert a microSD card into the microSD slot. Note that a microSD card is not included with the device.
- If you need further assistance with using this product, please refer to the user manual at [www.tcl.com](http://www.tcl.com) or contact our customer support team.

## **QUICK START GUIDE**



-  Power key
-  Back
-  Home
-  Recent apps

