



Contents [[hide](#)]

- [1 TCL T702Z NXTPAPER 5G Paper Display Phone](#)
- [2 Keys and connectors](#)
- [3 Set up your TCL phone](#)
- [4 Charging the device](#)
- [5 Optimize battery life](#)
- [6 Security & convenience](#)
- [7 Useful apps](#)
- [8 Emergency call](#)
- [9 FCC Compliance](#)
- [10 Battery and Accessories](#)
- [11 Recycling Information](#)
- [12 Frequently Asked Questions](#)
- [13 Documents / Resources](#)
 - [13.1 References](#)

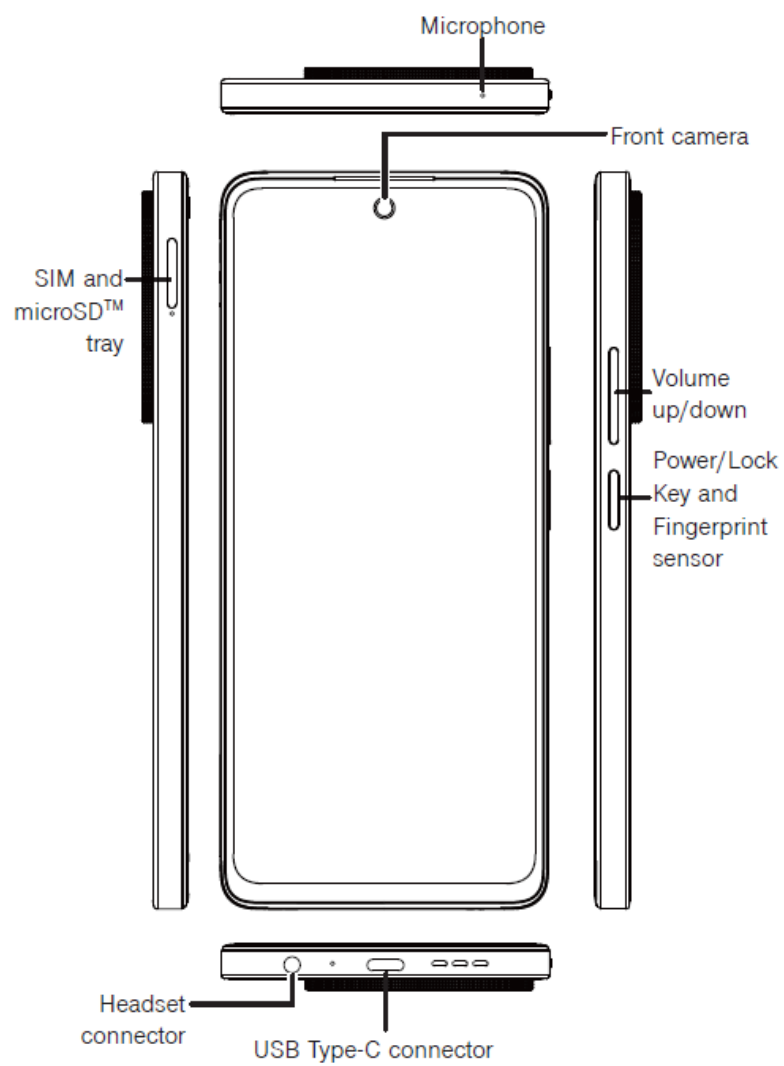


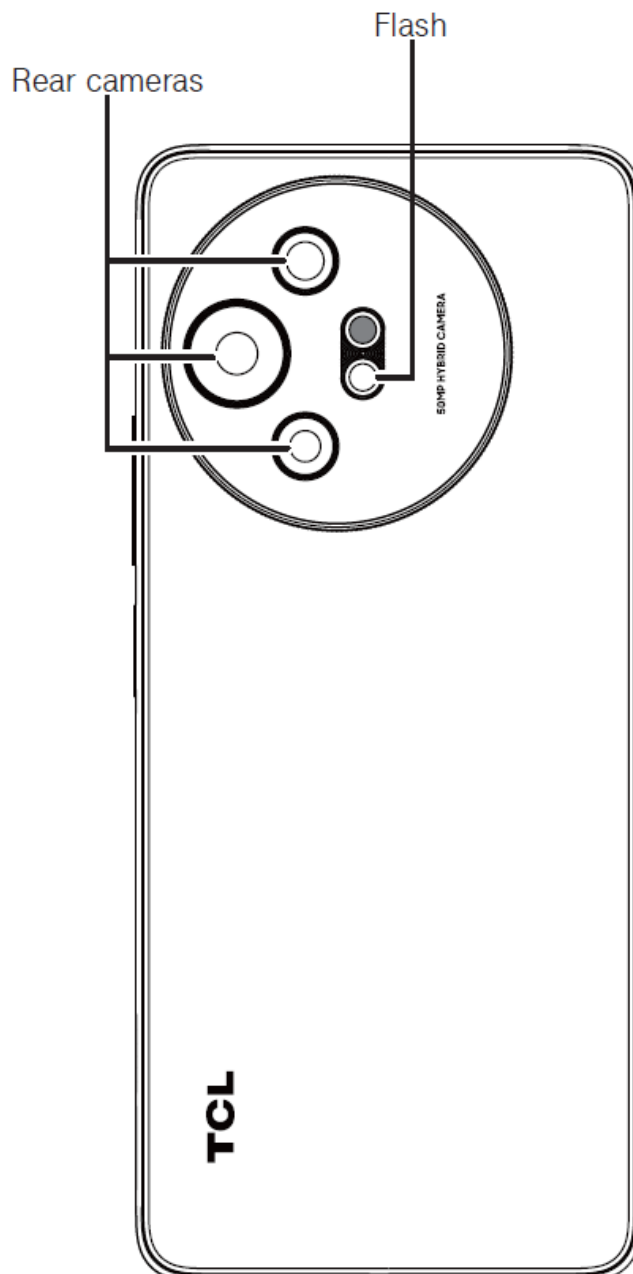
TCL T702Z NXTPAPER 5G Paper Display Phone



Your TCL Phone

Keys and connectors

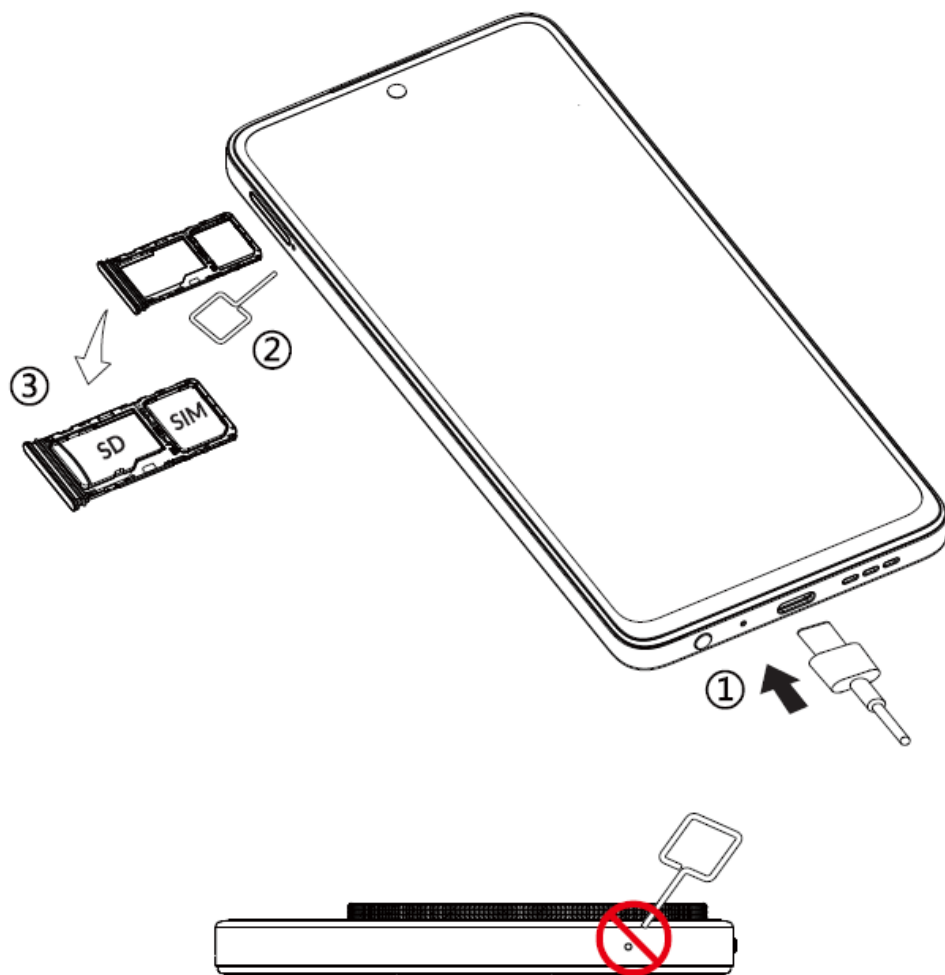




Set up your TCL phone

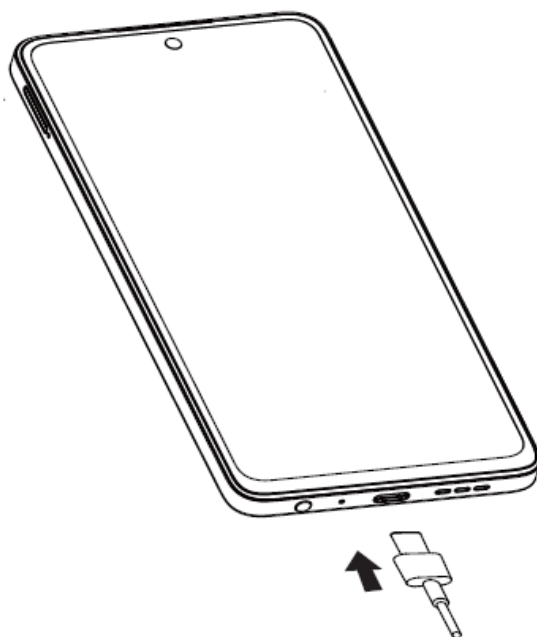
1. Your new phone is partially charged. It is recommended that you fully charge your device before use.
2. Use the provided SIM pin to open the SIM tray.
3. Place the Nano SIM card and/or microSDTM card into the tray, then slide the SIM tray into the slot.

Note: microSDTM cards are sold separately. Only use Nano SIM cards with your phone.



Caution: Do not insert the SIM pin into the small holes on top or bottom of the phone.

Charging the device






1. Insert the USB-C cable into the charge port as shown.
2. Connect charger(1) to power outlet.

Note: Please use the USB-C cable that's included with your device. Using the wrong cable may damage the charging port or reduce battery performance.

1. Charger not included with your device. Only use chargers that meet all applicable standards for safety of information technology equipment and office equipment use.


Optimize battery life

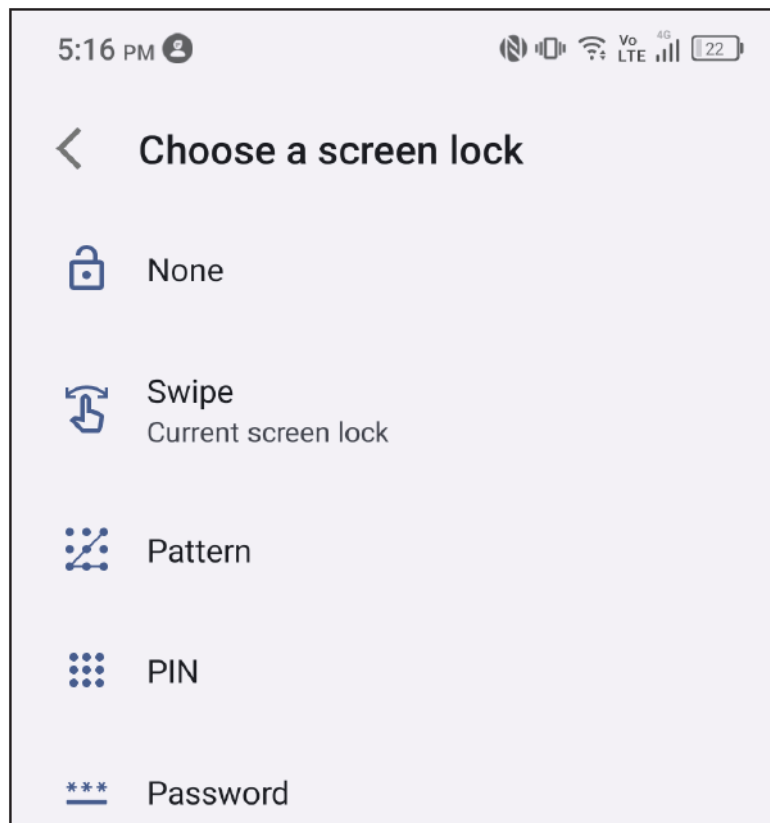
To optimize battery life, adjust your screen brightness and display timeout.


1. Adjusting brightness level: Lowering your screen brightness level can optimize your battery level. To adjust the brightness level, swipe up from the Home screen, touch Settings  > Display > Brightness level. To lower the brightness level, move the wheel to the left.
2. Power saving mode: Power saving mode minimizes battery usage to extend battery life. To explore power management options, swipe up from the Home screen, touch Settings  > Smart Manager > Battery. Then select power saving mode.
3. Adjust screen timeout: Sleep mode is a low power mode function and it significantly saves your battery power. Lower the amount of time your device stays on after you stop using it to optimize your battery level. To do so, swipe up from the Home screen, touch Settings  > Display > Sleep and select screen timeout duration.

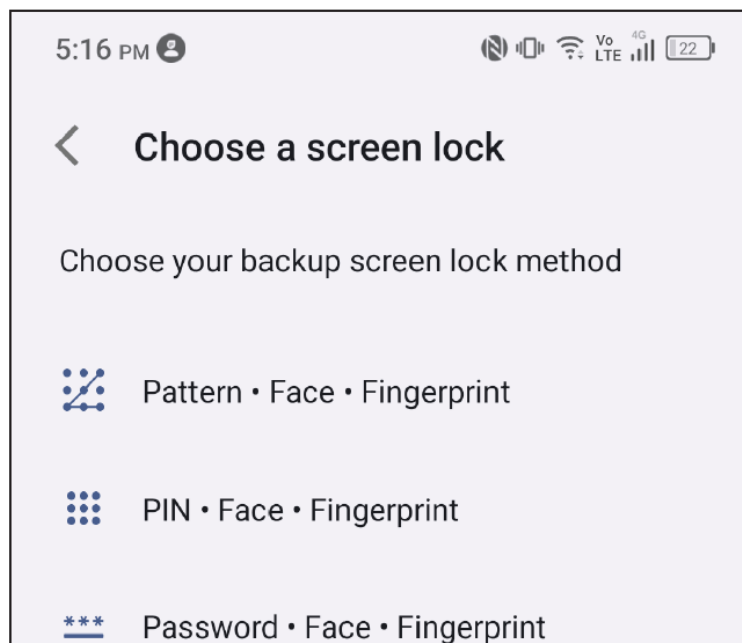
Security & convenience

To protect your phone and privacy, you can activate the following security options:

- Screen lock: Swipe up from the Home screen, touch Settings  > Security & privacy > Device unlock > Screen lock.



- Face & fingerprint unlock: Swipe up from the Home screen, touch Settings  > Security & privacy > Device unlock > Face & fingerprint unlock and follow the instructions to set up the face and fingerprint unlock feature.



Useful apps

When you're up and running, try these apps to see what you can do with your new phone.

Find it: Swipe up from the home screen to see all your apps.

-  Camera


Your mobile phone is equipped with a camera and a camcorder for taking photos and shooting videos.

-  Chrome

Using the Chrome browser, you can enjoy surfing the Web.

-  Gmail

With Gmail, you can send and receive emails, manage emails by labels, archive them, etc.

-  Messages

You can create, edit, and receive SMS and MMS with this phone.

-  Play Store

In Play Store, search for the app you need, download it, and then follow the installation guide to install the app.

-  Settings

To access this function, swipe up from the Home screen and then touch Settings.

Note: Software updates happen frequently, so your phone may not have all listed apps or features.

Approved firmware versions


This device will only operate with firmware versions that have been approved for use by your wireless carrier and the device manufacturer. If unauthorized firmware is placed on the device it will not function.

Information about safeguarding handsets

We encourage customers to take appropriate measures to secure their devices and invite them to take advantage of the features available on this device to help secure it from theft and/or other unauthorized access and use. This device has a locking function (e.g., Security PINs) that can serve as a first line of defense against unauthorized use or access to stored information. Preloaded security applications that allow customers to

track or locate misplaced devices can be found on several devices. Lost or stolen devices should be immediately reported to your wireless carrier so that proper measures can be taken to protect accounts. For additional information, visit your wireless carrier's Privacy Policy.

Emergency call

If your phone has network coverage, dial the emergency number and touch  to make an emergency call. This works even without a SIM card and without typing the PIN code.

Although all phones are equipped with 9-1-1 emergency calling, this phone may or may not permit its location to be approximated during a 9-1-1 call. Be prepared to report your location when dialing 911*.

* Availability of this feature depends on upgrades to the (a) wireless network and (b) 9-1-1 calling system that are required to be installed by the local 9-1-1 response agency or public safety answering point (PSAP); these upgrades may not be available everywhere within our wireless coverage area or your roaming area. This approximation of the phone's location and the transmittal of location information are subject to emergency situations, transmission limits, network problems/limitations, interconnecting carrier problems, your phone, buildings/tunnels, signal strength and atmospheric/topographical conditions, and may be curtailed, interrupted, dropped, or refused. The phone's approximate location is transmitted to the local 9-1-1 response agency or PSAP while the call is in progress; this approximation is intended solely to aid the PSAP in dispatching emergency assistance or to limit the search area for emergency services personnel. You should not rely solely on a mobile phone for essential communications (such as a medical or other emergency). Please see your wireless carrier's Terms and Conditions, and Privacy Policy for additional service restrictions and details.

Additional information

Use of some content or features may require qualifying service, or access to a Wi-Fi connection.

Safety and Use

We recommend that you read this chapter carefully before using your mobile device.

The manufacturer disclaims any liability for damage, which may result as a consequence of improper use or use contrary to the instructions contained herein. Use of connected devices subject to your wireless carrier's Terms and Conditions.

Traffic Safety

Always obey the local laws and regulations addressing the use of wireless mobile devices and their accessories in the areas where you drive. The use of mobile devices while driving may be prohibited or restricted in certain areas.

Conditions of Use

You are advised to switch off your mobile device from time to time to optimize its performance.

Operational Warnings: Only use your mobile device in accordance with local laws and regulations and obey all posted notices in public areas.

Do not attempt to disassemble your mobile device. If you disassemble your mobile device, the warranty will not apply. Always handle your mobile device with care and keep it in a clean and dust-free place. Do not allow your mobile device to be exposed to adverse weather or environmental conditions (moisture, humidity, rain, infiltration of liquids, dust, sea air, etc.). The manufacturer's recommended operating temperature range is 0°C (32°F) to +50°C (122°F) Use only batteries, battery chargers, and accessories which are recommended by Device manufacturer and its affiliates and are compatible with your mobile device model. Device manufacturer and its affiliates disclaim any liability for damage caused by the use of other chargers or batteries. Please check local laws and regulations in your jurisdiction to learn how to best dispose of your mobile device.



PROTECT YOUR HEARING

To prevent possible hearing damage, do not listen at high volume levels for long periods. Exercise caution when holding your device near your ear while the loudspeaker is in use.

Privacy

Please note that you must respect the laws and regulations of your jurisdiction or other jurisdiction(s) where you will use your mobile device regarding taking photographs and

recording sounds with your mobile device. Pursuant to such laws and regulations, it may be strictly forbidden to take photographs and/or to record the voices of other people or any of their personal attributes, and reproduce or distribute them, as this may be considered to be an invasion of privacy.

It is the user's sole responsibility to ensure that prior authorization be obtained, if necessary, in order to record private or confidential conversations or take a photograph of another person; the manufacturer, the seller or vendor of your mobile device (including the operator) disclaim any liability which may result from the improper use of the mobile device.

Legal Information

In order to provide you with better access to this important information, we've made the materials accessible from the phone's Settings menu. Review these materials prior to using your mobile device. To access the materials on your mobile device, swipe up from the home screen, and touch Settings > System > About phone > Legal information, and select a topic.

Regulatory Information

(e-label)

Your mobile device uses an electronic label (e-label) that provides regulatory information about your device. To view the regulatory information (such as FCC ID) for this device, on the device, swipe up from the home screen, then touch Settings > System > Regulatory & safety.

FCC Compliance

Any changes or modifications not expressly approved by the party responsible for compliance of this device voids the user's authority to operate this device.

This device complies with Part 15 of the FCC Rules. Operation is subject to the following two conditions:

1. This device may not cause harmful interference.
2. This device must accept any interference received, including interference that may cause undesired operation.

This equipment has been tested and found to comply with the limits for a Class B digital device, pursuant to Part 15 of the FCC Rules. These limits are designed to provide reasonable protection against harmful interference in a residential installation. This equipment generates, uses and can radiate radio frequency energy and, if not installed and used in accordance with the instructions, may cause harmful interference to radio communications. However, there is no guarantee that interference will not occur in a particular installation. If this equipment does cause harmful interference to radio or television reception, which can be determined by turning the equipment off and on, the user is encouraged to try to correct the interference by one or more of the following measures:

- Reorient or relocate the receiving antenna.
- Increase the separation between the equipment and receiver.
- Connect the equipment into an outlet on a circuit different from that to which the receiver is connected.
- Consult the dealer or an experienced radio/TV technician for help.

Hearing Aid Compatibility (HAC)

This device is hearing aid-compatible as determined by ANSI C63.19-2019 and waiver DA-23-914. The lowest conversational gain is 8.07 dB with a hearing-aid, and 16.07 dB without a hearing-aid, using telecoil coupling capability. A handset that demonstrates compliance to ANSI C63.19-2011 shall be rated in accordance with section 20.19(b)(2)(i) M and T ratings. The 2019 ANSI C63.19 standard does not use this rating system nor do any test standards exist for any wireless technologies that transmit above 6 GHz.

Therefore, 5G NR mm Wave frequency bands cannot be tested. Instead, this standard uses the conversational gains for the device's hearing aid compatible capabilities.

This device has been tested and certified for use with hearing aids for some of the wireless technologies that it uses. However, there may be some newer wireless technologies used in this phone that have not been tested yet for use with hearing aids. It is important to try the different features of this phone thoroughly and in different locations, using your hearing aid or cochlear implant, to determine if you hear any interfering noise. Consult your service provider or the manufacturer of this phone for information on hearing aid compatibility. If you have questions about return or exchange policies, consult your service provider or retailer.

SAR

Your device includes a radio transmitter and receiver. It is designed and manufactured not to exceed the exposure limits for Radio Frequency (RF) set by the Federal Communications Commission (FCC). The RF exposure limits set by the FCC for wireless mobile devices utilize a unit of measurement referred to as Specific Absorption Rate (SAR), which is a measure of the amount of RF energy absorbed by the body when using a mobile device. The FCC requires mobile device manufacturers to ensure that their mobile devices comply with these objective limits for safe exposure. The FCC SAR limit incorporates a substantial margin of safety to give additional protection to the public and to account for any variations in measurements. The FCC limit for public exposure from cellular telephones is a SAR level of 1.6 Watts per kilogram (1.6 W/kg). This device complies with FCC radiation exposure limits set forth for an uncontrolled environment. To ensure compliance with the RF exposure guidelines, the device must be used at least 15 mm from your body. SAR information for this device can be found on the FCC website at www.fcc.gov/oet/ea/. Follow the instructions on the website to use the FCC ID for this device to find SAR values for the device. To view additional SAR information on your phone, swipe up from the home screen, then touch Settings > System > About phone > Legal information > RF Exposure.

Battery and Accessories

Observe the following precautions for battery use:


- Do not disassemble or open crush, bend or deform, puncture or shred.
- Do not modify or remanufacture, attempt to insert foreign objects into the battery, immerse or expose to water or other liquids, expose to fire, explosion or other hazard.
- Only use the battery with a charging system that has been qualified with the system per CTIA Certification Requirements for Battery System
- Compliance to IEEE 1725. Use of an unqualified battery or charger may present a risk of fire, explosion, leakage, or other hazard.
- Replace the battery only with another battery that has been qualified with the system per this standard, IEEE-Std-1725. Use of an unqualified battery may present a risk of fire, explosion, leakage or other hazard.
- Only authorized service providers shall replace battery. (If the battery is non-user

replaceable).

- Promptly dispose of used batteries in accordance with local regulations.
- Improper battery use may result in a fire, explosion or other hazard.
- Do not replace an embedded battery pack. Improper replacement may present a risk of fire, explosion, leakage or other hazard. Contact the manufacturer for replacement instructions.
- Provide an explanation of the security implementation (refer to CRD Section 9.1).
- For those host devices that utilize a USB port as a charging source, the host device's user manual shall include a statement that the phone shall only be connected to CTIA Certification certified adapters, products that bear the USB-IF logo or products that have completed the USB-IF compliance program.

Products that have the below symbol must be taken to collection points at the end of their life:



-  Municipal waste disposal centers with specific bins for these items of equipment.
- Collection bins at points of sale.

You can learn more about how to recycle your mobile device by visiting the CTIA website at www.ctia.org/news/how-to-recycle-your-mobile-device

CAUTION: IF BATTERY IS REPLACED BY AN INCORRECT TYPE, DEVICE MIGHT EXPLODE. DISPOSE OF USED BATTERIES ACCORDING TO THE INSTRUCTION.
WARNING: Cancer and Reproductive Harm – www.P65Warnings.ca.gov

Licenses

microSD logo is a trademark of SD-3C, LLC.



The Bluetooth® word mark and logos are owned by the Bluetooth SIG, Inc. and any use of such marks by Device Manufacturer and its affiliates is under license. Other trademarks and trade names are those of their respective owners.



The Wi-Fi Logo is a certification mark of the Wi-Fi Alliance.

Recycling Information

Call Recycle Customer Support at 1-[855-224-4228](tel:855-224-4228) for recycling instructions.



TCL Communication Technology Holdings Limited reserves the right to alter material or technical specification without prior notice.

TCL is a registered trademark of TCL Technology Group Corporation 2024 TCL Technology Group Corporation.

Frequently Asked Questions


- **Q: Can I use any charger to charge my TCL phone?**

A: It is recommended to use only chargers that meet safety standards for information technology equipment and office equipment use to avoid damage to your device.

- **Q: Do I need to buy a microSD™ card separately?**

A: Yes, micro SD TM cards are sold separately. Only use Nano SIM cards with your phone.

Documents / Resources

	<p>TCL T702Z NXTPAPER 5G Paper Display Phone [pdf] User Guide</p> <p>T702Z, T702Z NXTPAPER 5G Paper Display Phone, T702Z, NXTPAPER 5G Paper Display Phone, Paper Display Phone, Display Phone, Phone</p>
--	--

References

- [User Manual](#)

■ TCL

◆ Display Phone, NXTPAPER 5G Paper Display Phone, Paper Display Phone, phone, T702Z, T702Z NXTPAPER 5G Paper Display Phone, TCL

Leave a comment

Your email address will not be published. Required fields are marked *

Comment *

Name

Email

Website

☐ Save my name, email, and website in this browser for the next time I comment.

Post Comment

Search:

e.g. whirlpool wrf535swhz

Search

[Manuals+](#) | [Upload](#) | [Deep Search](#) | [Privacy Policy](#) | [@manuals.plus](#) | [YouTube](#)

This website is an independent publication and is neither affiliated with nor endorsed by any of the trademark owners. The "Bluetooth®" word mark and logos are registered trademarks owned by Bluetooth SIG, Inc. The "Wi-Fi®" word mark and logos are registered trademarks owned by the Wi-Fi Alliance. Any use of these marks on this website does not imply any affiliation with or endorsement.