

tc electronic Skysurfer Studio Quality Reverb with Award-Winning



tc electronic Skysurfer Studio Quality Reverb with Award-Winning Algorithms User Guide

[Home](#) » [tc electronic](#) » tc electronic Skysurfer Studio Quality Reverb with Award-Winning Algorithms User Guide 

Contents

- [1 tc electronic Skysurfer Studio Quality Reverb with Award-Winning Algorithms](#)
- [2 Safety Instruction](#)
- [3 Controls](#)
- [4 Specification](#)
- [5 Documents / Resources](#)
 - [5.1 References](#)

tc electronic

tc electronic Skysurfer Studio Quality Reverb with Award-Winning Algorithms



Safety Instruction

1. Do not use this apparatus near water.
2. Clean only with dry cloth.
3. Do not block any ventilation openings. Install in accordance with the manufacturer's instructions.
4. Do not install near any heat sources such as radiators, heat registers, stoves, or other apparatus (including amplifiers) that produce heat.
5. Use only attachments/accessories specified by the manufacturer.
6. Use only with the cart, stand, tripod, bracket, or table specified by the manufacturer, or sold with the apparatus.
When a cart is used, use caution when moving the cart/apparatus combination to avoid injury from tip-over.
7. Correct disposal of this product: This symbol indicates that this product must not be disposed of with household waste, according to the WEEE Directive (2012/19/EU) and your national law. This product should be taken to a collection center licensed for the recycling of waste electrical and electronic equipment (EEE). The mishandling of this type of waste could have a possible negative impact on the environment and human health due to potentially hazardous substances that are generally associated with EEE. At the same time, your cooperation in the correct disposal of this product will contribute to the efficient use of natural resources. For more information about where you can take your waste equipment for recycling, please contact your local city office, or your household waste collection service.
8. Do not install in a confined space, such as a book case or similar unit.
9. Do not place naked flame sources, such as lighted candles, on the apparatus.

LEGAL DISCLAIMER

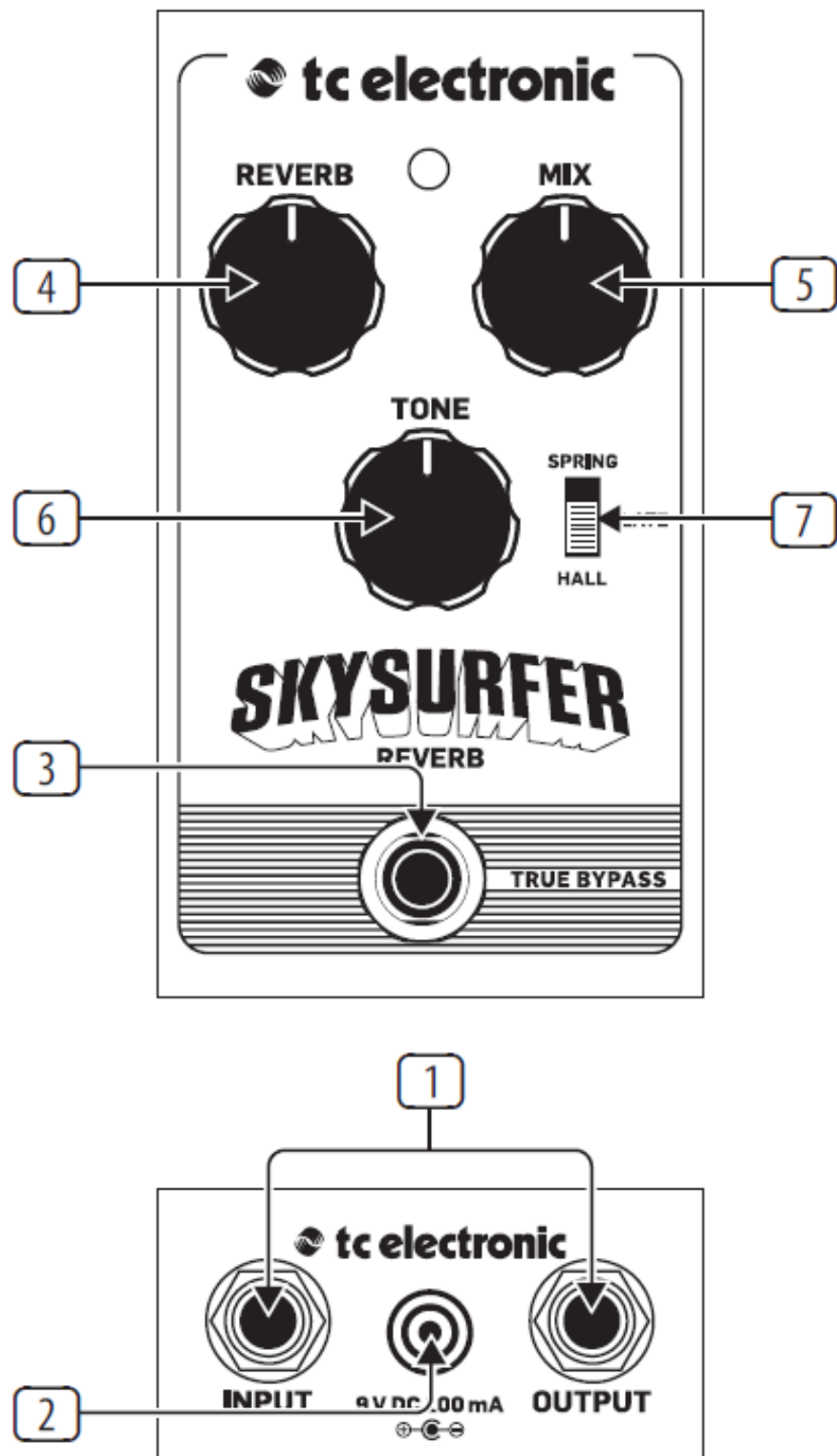
Music Tribe accepts no liability for any loss which may be suffered by any person who relies either wholly or in part upon any description, photograph, or statement contained herein. Technical specifications, appearances and other information are subject to change without notice. All trademarks are the property of their respective owners. Midas, Klark Teknik, Lab Gruppen, Lake, Tannoy, Turbosound,

LIMITED WARRANTY

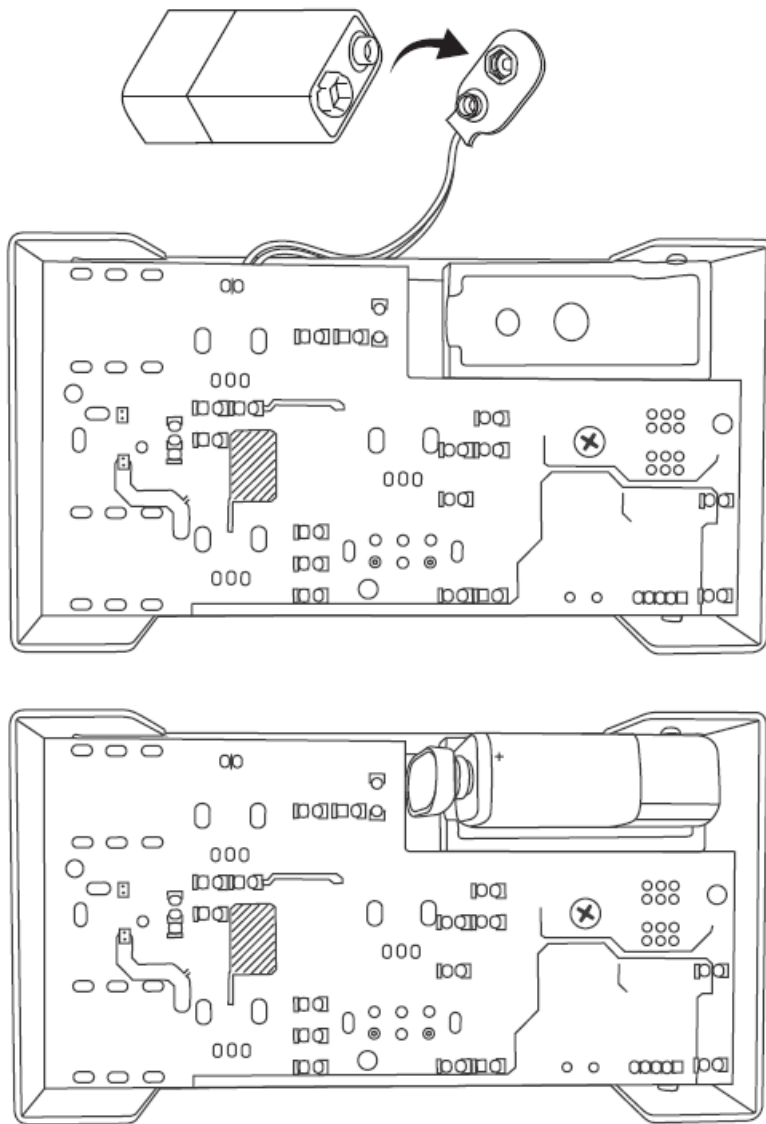
For the applicable warranty terms and conditions and additional information regarding Music Tribe's Limited Warranty, please see complete details online at community.musictribe.com/pages/support#warranty

Controls

1. Input/Output jacks – Connect a ¼" cable from your guitar to the INPUT jack, and connect a cable from the OUTPUT jack to your amplifier.
2. 9 V DC – Connect a 9 V power supply (not included).
3. Footswitch – Turns the effect on and off. The LED will light when the pedal is engaged.
The pedal operates in true bypass when disengaged.
4. Reverb – Adjusts the amount of decay.
5. Mix – Adjusts how much of the effect is mixed with the dry signal.
6. Tone – Adjusts the brightness of the reverb.
7. 3-position switch – Selects the type of reverb effect.



Battery Replacement



Storage



Specification

Connectors

- **Input** 1/4" TS, unbalanced
- **Impedance** >350 k Ω
- **Output** 1/4" TS, unbalanced
- **Impedance** 1 k Ω
- **Power input** Standard 9 V DC, center negative, >100 mA

- **Battery option** Internal 9 V battery connector
- **Current consumption** <120 mA

Physical

- **Dimensions (H x W x D)** 58 x 74 x 132 mm (2.3 x 2.9 x 5.2")
- **Weight** 0.5 kg (1.1 lbs)

FEDERAL COMMUNICATIONS COMMISSION COMPLIANCE INFORMATION

This equipment has been tested and found to comply with the limits for a Class B digital device, pursuant to part 15 of the FCC Rules. These limits are designed to provide reasonable protection against harmful interference in a residential installation. This equipment generates, uses and can radiate radio frequency energy and, if not installed and used in accordance with the instructions, may cause harmful interference to radio communications.

However, there is no guarantee that interference will not occur in a particular installation. If this equipment does cause harmful interference to radio or television reception, which can be determined by turning the equipment off and on, the user is encouraged to try to correct the interference by one or more of the following measures:

- Reorient or relocate the receiving antenna.
- Increase the separation between the equipment and receiver.
- Connect the equipment into an outlet on a circuit different from that to which the receiver is connected.
- Consult the dealer or an experienced radio/TV technician for help.

This equipment complies with Part 15 of the FCC rules. Operation is subject to the following two conditions:

- (1) this device may not cause harmful interference, and
- (2) this device must accept any interference received, including interference that may cause undesired operation.

Important information:

Changes or modifications to the equipment not expressly approved by Music Tribe can void the user's authority to use the equipment.

Hereby, Music Tribe declares that this product is in compliance with Directive 2014/30/EU, Directive 2011/65/EU and Amendment 2015/863/EU, Directive 2012/19/EU, Regulation 519/2012 REACH SVHC and Directive 1907/2006/EC.

Full text of EU DoC is available at <https://community.musictribe.com/>

EU Representative: Music Tribe Brands DK A/S

Address: Gammel Strand 44, DK-1202 København K, Denmark

UK Representative: Music Tribe Brands UK Ltd.


Address: 8th Floor, 20 Farringdon Street London EC4A 4AB, United Kingdom

Warning






- As with all small batteries, the batteries used with this product should be kept away from small children who still put things in their mouths. If they are swallowed, promptly call your local poison control center.
- Always purchase the correct size and grade of battery most suitable for intended use.
- Replace all batteries of a set at the same time.
- Clean the battery contacts and also those of the device prior to battery installation.

- Ensure the batteries are installed correctly with the regard to polarity (+ and -).
- Always remove battery if consumed or if product is to be left unused for a long time.
- Replacement of a battery with an incorrect type that can defeat a safeguard! Replace only with the same or equivalent type!
- Risk of fire or explosion if the battery is replaced by an incorrect type.
- Disposal of a battery into fire or a hot oven, or mechanically crushing or cutting of a battery, that can result in an explosion;
- Leaving a battery in an extremely high temperature surrounding environment that can result in an explosion or the leakage of flammable liquid or gas; and
- A battery subjected to extremely low air pressure that may result in an explosion or the leakage of flammable liquid or gas.
- Attention should be drawn to the environmental aspects of battery disposal.

Documents / Resources

	<p>tc electronic Skysurfer Studio Quality Reverb with Award-Winning Algorithms [pdf] User Guide</p> <p>Skysurfer Studio Quality Reverb with Award-Winning Algorithms, Studio Quality Reverb with Award-Winning Algorithms, Quality Reverb with Award-Winning Algorithms, Award-Winning Algorithms, Algorithms</p>
-----------------------------------------------------------------------------------	-----------------------------------------------------------------------------------------------------------------------------------------------------------------------------------------------------------------------------------------------------------------------------------------------------------------------------------

References

-  [Music Tribe](#)
-  [Music Tribe](#)
-  [Music Tribe](#)
-  [Music Tribe](#)
-  [Music Tribe](#)
- [User Manual](#)

[Manuals±](#), [Privacy Policy](#)

This website is an independent publication and is neither affiliated with nor endorsed by any of the trademark owners. The "Bluetooth®" word mark and logos are registered trademarks owned by Bluetooth SIG, Inc. The "Wi-Fi®" word mark and logos are registered trademarks owned by the Wi-Fi Alliance. Any use of these marks on this website does not imply any affiliation with or endorsement.