



tc electronic Polytune 3 LED Guitar Tuner Pedal with Buffer User Guide

[Home](#) » [tc electronic](#) » tc electronic Polytune 3 LED Guitar Tuner Pedal with Buffer User Guide 

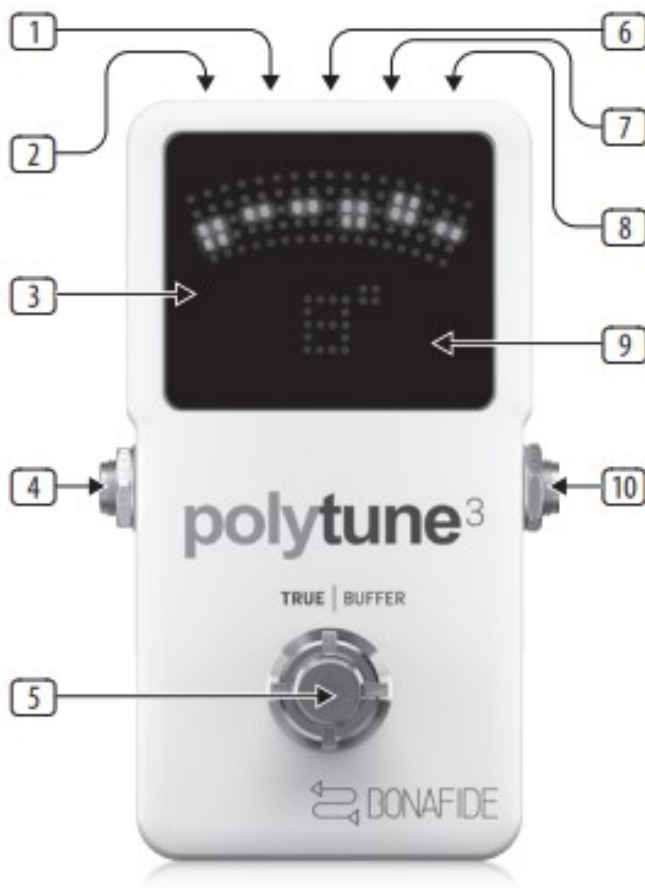
Contents

- 1 [tc electronic Polytune 3 LED Guitar Tuner Pedal with Buffer User Guide](#)
- 2 [Visit musictribe.com to download the full manual](#)
- 3 [Controls](#)
- 4 [Switching between True Bypass and Buffered Bypass](#)
- 5 [FEDERAL COMMUNICATIONS COMMISSION COMPLIANCE INFORMATION](#)
- 6 [POLYTUNE 3](#)
- 7 [Important information:](#)
- 8 [Read More About This Manual & Download PDF:](#)
- 9 [Documents / Resources](#)
 - 9.1 [References](#)
- 10 [Related Posts](#)

tc electronic Polytune 3 LED Guitar Tuner Pedal with Buffer User Guide



Visit musictribe.com to download the full manual



Controls

1. USB – Connects to your computer for firmware updates.
2. Display Mode – Choose between Needle or Strobe tuning modes for guitar (G) or bass (B).
3. Display – Pick one string for single-string tuning, or strum all of the strings for polyphonic tuning.
4. Output

5. Footswitch – Turns the tuner on and off. Press and hold the footswitch to toggle between standard and drop-D tuning.
6. Power Output – Supply power to other daisy-chained pedals.
7. Power Input – Connect a 9 V / >100 mA power supply.
8. Tuning Mode – Select standard tuning or one of several dropped tuning or capo modes.
9. Ambilight Sensor – Detects the strength of the surrounding light and automatically adjusts the display brightness.
10. Input

Switching between True Bypass and Buffered Bypass

Unscrew the back plate of the pedal and look for the two small DIP-switches in the upper left corner.

Switch configuration	Mode
Both switches set to the left	True Bypass
Top switch set to the right Lower switch set to the left	Buffered Bypass
Both switches set to the right	Buffered Bypass Display Always On

FEDERAL COMMUNICATIONS COMMISSION COMPLIANCE INFORMATION

Responsible Party Name: Music Tribe Commercial NV Inc.
Address: 5270 Procyon Street,
Las Vegas NV 89118,
United States
Phone Number: +1 702 800 8290

POLYTUNE 3

This equipment has been tested and found to comply with the limits for a Class B digital device, pursuant to part 15 of the FCC

Rules. These limits are designed to provide reasonable protection. against harmful interference in a residential installation.

This equipment generates, uses and can radiate radio frequency energy and, if not installed and used in accordance with the instructions, may cause harmful interference to radio communications.

However, there is no guarantee that interference will not occur in a particular installation. If this equipment does cause harmful interference to radio or television reception, which can be determined by turning the equipment off and on, the user is encouraged to try to correct the interference by one or more of the following measures:

- Reorient or relocate the receiving antenna.
- Increase the separation between the equipment and receiver.
- Connect the equipment into an outlet on a circuit different from that to which the receiver is connected.
- Consult the dealer or an experienced radio/TV technician for help.

This device complies with Part 15 of the FCC rules. Operation is subject to the following two conditions:

- (1) this device may not cause harmful interference, and
- (2) this device must accept any interference received, including interference that may cause undesired operation.

Important information:

Changes or modifications to the equipment not expressly approved by Music Tribe can void the user's authority to use the equipment.




Hereby, Music Tribe declares that this product is in compliance with Directive 2014/30/EU, Directive 2011/65/EU and Amendment 2015/863/EU, Directive 2012/19/EU, Regulation 519/2012 REACH SVHC and Directive 1907/2006/EC.

Full text of EU DoC is available at <https://community.musictribe.com/> EU Representative: Music Tribe Brands DK A/S

Address: Ib Spang Olsens Gade 17, DK – 8200 Aarhus N, Denmark



Read More About This Manual & Download PDF:

Documents / Resources



[tc electronic Polytune 3 LED Guitar Tuner Pedal with Buffer](#) [pdf] User Guide
Polytune 3 LED Guitar Tuner Pedal with Buffer, Polytune 3, LED Guitar Tuner Pedal with Buffer

References

-  [Music Tribe](#)
-  [Music Tribe](#)

