

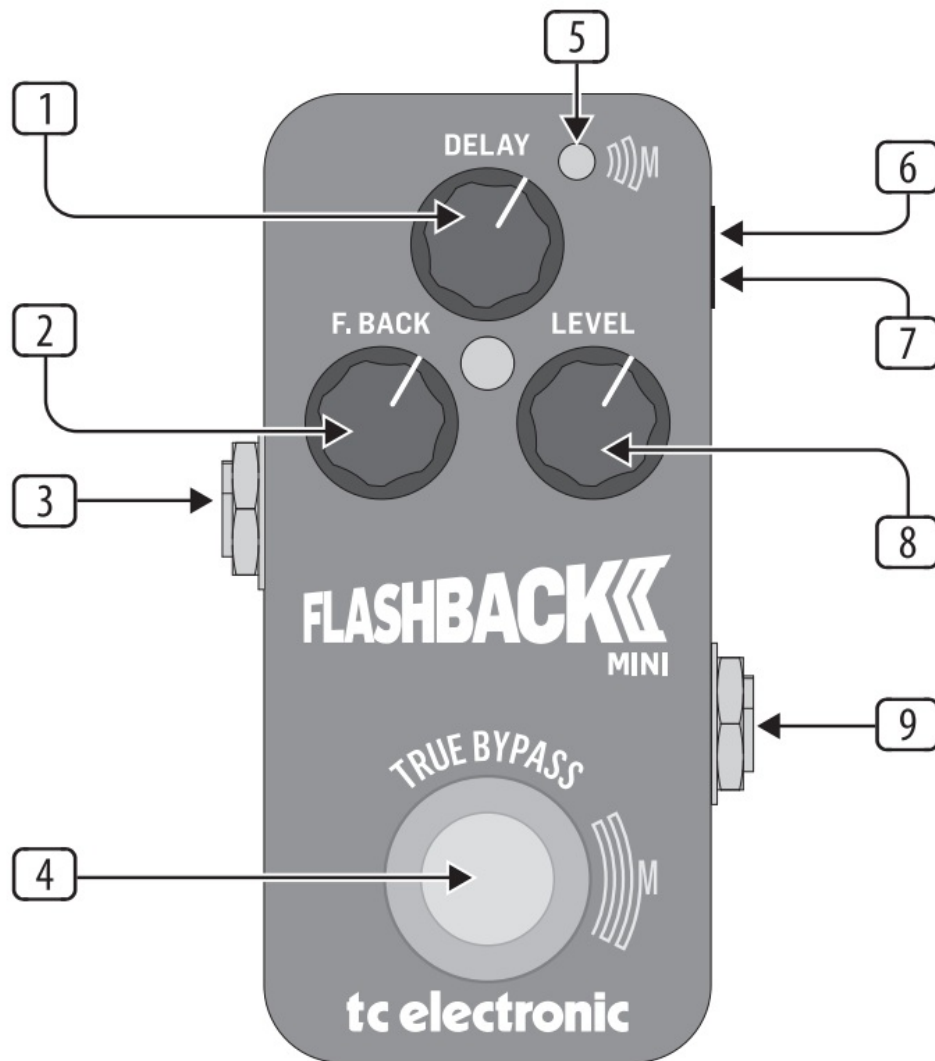


## Tc Electronic FLASHBACK 2 MINI DELAY User Guide

[Home](#) » [tc electronic](#) » Tc Electronic FLASHBACK 2 MINI DELAY User Guide 

# tc electronic

Quick Start Guide  
FLASHBACK 2 MINI DELAY



Visit [musictribe.com](https://musictribe.com) to download the full manual

## Contents

### 1 Controls

### 2 FEDERAL COMMUNICATIONS COMMISSION COMPLIANCE INFORMATION

### 3 Documents / Resources

#### 3.1 References

### 4 Related Posts

## Controls

1. **Delay** – Controls the delay time.
2. **F. BACK** – Feedback sets the desired number of delay repeats.
3. **Output**
4. **Footswitch** – Tap the footswitch to toggle the effect on or off. Push down and hold to engage MASH or Tap Tempo. Use the TonePrint App to select MASH or Tap Tempo.
5. **MASH LED** – Indicates intensity of MASH function.
6. **USB** – Connect to your computer for firmware updates and TonePrint editing.
7. **Power** – Connect a 9V /  $\geq 100$  mA power supply.
8. **LEVEL** – Adjusts the FX level of the delay.

## 9. Input

### FEDERAL COMMUNICATIONS COMMISSION COMPLIANCE INFORMATION

#### FLASHBACK 2 MINI DELAY

This equipment has been tested and found to comply with the limits for a Class B digital device, pursuant to part 15 of the FCC Rules. These limits are designed to provide reasonable protection against harmful interference in a residential installation. This equipment generates, uses and can radiate radio frequency energy and, if not installed and used in accordance with the instructions, may cause harmful interference to radio communications. However, there is no guarantee that interference will not occur in a particular installation. If this equipment does cause harmful interference to radio or television reception, which can be determined by turning the equipment off and on, the user is encouraged to try to correct the interference by one or more of the following measures:

- Reorient or relocate the receiving antenna.
- Increase the separation between the equipment and receiver.
- Connect the equipment into an outlet on a circuit different from that to which the receiver is connected.
- Consult the dealer or an experienced radio/TV technician for help.

This device complies with Part 15 of the FCC rules. Operation is subject to the following two conditions:

1. this device may not cause harmful interference, and
2. this device must accept any interference received, including interference that may cause undesired operation.

#### Important information:

Changes or modifications to the equipment not expressly approved by Music Tribe can void the user's authority to use the equipment.



Hereby, Music Tribe declares that this product is in compliance with Directive 2014/30/EU, Directive 2011/65/EU and Amendment 2015/863/EU, Directive 2012/19/EU, Regulation 519/2012 REACH SVHC and Directive 1907/2006/EC.

Full text of EU DoC is available at <https://community.musictribe.com/>

EU Representative: Music Tribe Brands DK A/S

Address: Ib Spang Olsens Gade 17, DK – 8200 Aarhus N, Denmark

**tc electronic**

Responsible Party Name: Music Tribe Commercial NV Inc.

Address: 5270 Procyon Street,  
Las Vegas NV 89118, United States  
Phone Number: +1 702 800 8290



Quick Start Guide  
FLASHBACK 2 MINI DELAY



1 2 3 4 5 6 7 8 9 10 11 12 13 14 15 16 17 18 19 20 21 22 23 24 25 26 27 28 29 30 31 32 33 34 35 36 37 38 39 40 41 42 43 44 45 46 47 48 49 50 51 52 53 54 55 56 57 58 59 60 61 62 63 64 65 66 67 68 69 70 71 72 73 74 75 76 77 78 79 80 81 82 83 84 85 86 87 88 89 90 91 92 93 94 95 96 97 98 99 100

tc electronic

[Tc Electronic FLASHBACK 2 MINI DELAY](#) [pdf] User Guide

FLASHBACK 2 MINI DELAY

References

-  [Music Tribe](#)
-  [Music Tribe](#)