


tc electronic
0709 Sentry Noise Gate



tc electronic 0709 Sentry Noise Gate User Guide

[Home](#) » [tc electronic](#) » tc electronic 0709 Sentry Noise Gate User Guide 

Contents

- [1 tc electronic 0709 Sentry Noise Gate](#)
- [2 Safety Instruction](#)
- [3 Controls](#)
- [4 FEDERAL COMMUNICATIONS COMMISSION COMPLIANCE INFORMATION](#)
- [5 FCC NOTE](#)
- [6 CE CONFORMITY OF DECLARATION](#)
- [7 Documents / Resources](#)
 - [7.1 References](#)
- [8 Related Posts](#)

tc electronic


tc electronic 0709 Sentry Noise Gate



Safety Instruction

1. Please read and follow all instructions.
2. Keep the apparatus away from water, except for outdoor products.
3. Clean only with a dry cloth.
4. Do not block any ventilation openings. Install by the manufacturer's instructions.
5. Do not install near any heat sources such as radiators, heat registers, stoves or other apparatus (including amplifiers) that produce heat.
6. Use only attachments/accessories specified by the manufacturer.
7. Use only specified carts, stands, tripods, brackets, or tables. Use caution to prevent tip-overs when moving the cart/apparatus combination.
8. Avoid installing in confined spaces like bookcases.
9. Do not place naked flame sources, such as lighted candles
10. Operating temperature range 5° to 45°C (41° to 113°F).

Controls



1. **USB** – Connects to your computer for firmware updates and TonePrint editing.
2. **Gate type selector** – Selects between a traditional single-band gate (up), a custom TonePrint (middle), or a multi-band hard gate ideally suited for hiss elimination (down).
3. **Damp** – Adjusts how much attenuation is applied to the signal once it falls below the threshold.
4. Send
5. Output
6. **Footswitch** – Turns the effect on and off.
7. **Power** – Connect a 9 V / >100 mA power supply (not included).
8. **Threshold** – Determines the level below which the gate will start attenuating the signal.
9. **Decay** – Adjusts how quickly the signal is attenuated after dropping below the threshold.
10. Input
11. Return

FEDERAL COMMUNICATIONS COMMISSION COMPLIANCE INFORMATION

- **Responsible Party Name:** Music Tribe Commercial NV Inc.
- **Address:**
 - 122 E. 42nd St.1,
 - 8th Floor NY, NY 10168,
 - United States
- **Email Address:** legal@musictribe.com

FCC NOTE

This equipment has been tested and found to comply with the limits for a Class B digital device, under part 15 of the FCC Rules. These limits are designed to provide reasonable protection against harmful interference in a residential installation. This equipment generates, uses, and can radiate radio frequency energy and, if not

installed and used by the instructions, may cause harmful interference to radio communications. However, there is no guarantee that interference will not occur in a particular installation. If this equipment does cause harmful interference to radio or television reception, which can be determined by turning the equipment off and on, the user is encouraged to try to correct the interference by one or more of the following measures:

- Reorient or relocate the receiving antenna.
- Increase the separation between the equipment and the receiver.
- Connect the equipment to an outlet on a circuit different from that to which the receiver is connected.
- Consult the dealer or an experienced radio/TV technician for help.

This equipment complies with Part 15 of the FCC rules. Operation is subject to the following two conditions:

1. this device may not cause harmful interference
2. this device must accept any interference received, including interference that may cause undesired operation.


Important information:

Changes or modifications to the equipment not expressly approved by Music Tribe can void the user's authority to use the equipment.

CE CONFORMITY OF DECLARATION


- Hereby, Music Tribe declares that this product is in compliance with Directive 2014/30/EU, Directive 2011/65/EU and Amendment 2015/863/EU, Directive 2012/19/EU, Regulation 519/2012 REACH SVHC and Directive 1907/2006/EC.
- Full text of EU DoC is available at <https://community.musictribe.com/>
- **EU Representative:** Music Tribe Brands DK A/S
- **Address:** Gammel Strand 44, DK-1202 København K, Denmark
- **UK Representative:** Music Tribe Brands UK Ltd.
- **Address:** 8th Floor, 20 Farringdon Street London EC4A 4AB, United Kingdom

Documents / Resources



[tc electronic 0709 Sentry Noise Gate](#) [pdf] User Guide
0709 Sentry Noise Gate, 0709, Sentry Noise Gate, Noise Gate, Gate

References

-  [Music Tribe](#)
- [User Manual](#)

[Manuals+](#), [Privacy Policy](#)

This website is an independent publication and is neither affiliated with nor endorsed by any of the trademark owners. The "Bluetooth®" word mark and logos are registered trademarks owned by Bluetooth SIG, Inc. The "Wi-Fi®" word mark and logos are registered trademarks owned by the Wi-Fi Alliance. Any use of these marks on this website does not imply any affiliation with or endorsement.