



# Targus AKB873 EcoSmart Full Size Wireless Keyboard User Guide

[Home](#) » [Targus](#) » Targus AKB873 EcoSmart Full Size Wireless Keyboard User Guide 



## ECOSMART™ FULL-SIZED WIRELESS KEYBOARD User Guide

Product Name : Wireless Keyboard, Model : AKB873  
Product Name : Wireless Receiver, Model : AKB873R  
SKU: AKB873US

### Targus EcoSmart™ Fullsize Wireless Keyboard

#### Contents

- [1 Sustainable material](#)
- [2 Contents](#)
- [3 System requirements](#)
- [4 Installing the Battery](#)
- [5 Bluetooth pairing](#)
- [6 Establishing the Connection of 2.4GHz Wireless](#)
- [7 Help with setup: Keyboard is not working](#)
- [8 Function keys](#)
- [9 Technical support](#)
- [10 Warranty](#)
- [11 FCC statement](#)
- [12 Documents / Resources](#)
  - [12.1 References](#)
- [13 Related Posts](#)

## Sustainable material

Grade:	ABS-M1
PCR composition:	85.0% Recycled Post- Consumer Acrylonitrile Butadiene Styrene (ABS) 15.0% Conventional Acrylonitrile Butadiene (ABS)
PCR source:	made from recycled consumer electronics

## Contents

- EcoSmart Fullsize Wireless Keyboard
- User manual
- 2 x AAA alkaline battery
- 1 X 2.4 G receiver

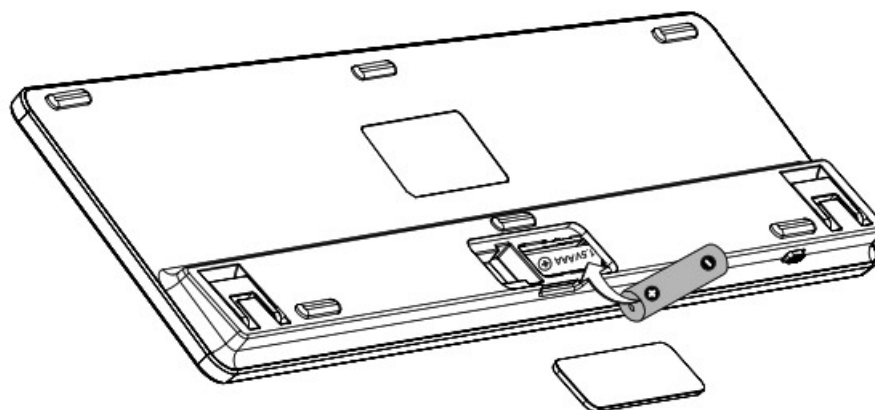
## System requirements

- Windows ®
- macOS ®
- iOS ®
- Android TM

Product Name	Frequency Range	Maximum EIRP Power(dBm) (E U)	Working distance
Wireless Keyboard : AKB873	2400-2483.5MHz	-6.7dBm	10M
Wireless Receiver: AKB873R	2400-2483.5MHz	-0.9dBm	10M

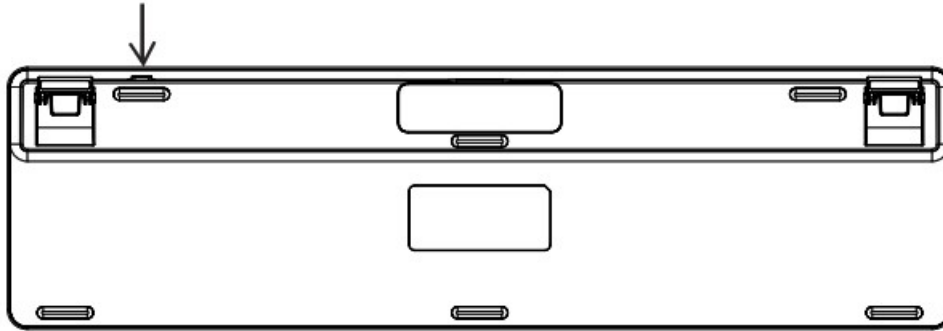
## Installing the Battery

1. Insert the AAA batteries, making sure that the positive (+) and negative (-) ends of only one battery match the polarity indicators inside the battery compartment.



2. Close the battery cover, carefully fit the cover until it clicks into place.  
Use the Power switch to power the keyboard on or off. Turn OFF to save battery power.

Power switch



3. When the battery is low , the low power LED will flash to indicate the batteries need to be **replaced**.

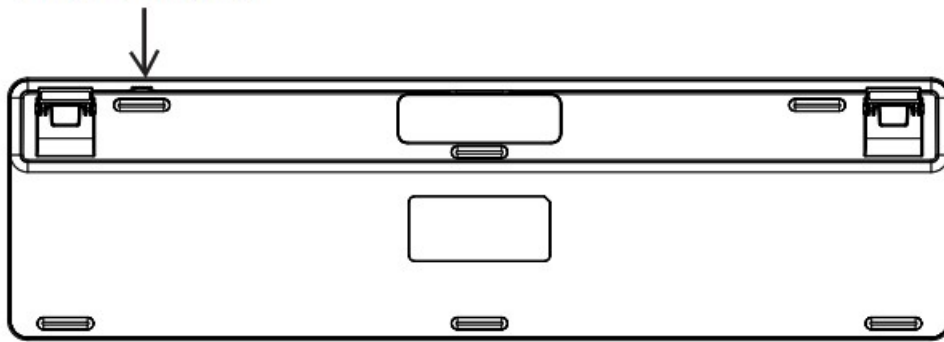
LED for Low Power




**NOTE:** THE BATTERY WILL NEED TO BE IN THE SECURE, LOCKED POSITION BEFORE THE BATTERY COVER CAN BE PUT BACK IN PLACE.

## Bluetooth pairing

Power switch



LED for Power/  
Bluetooth Pairing/  
2.4G Pairing

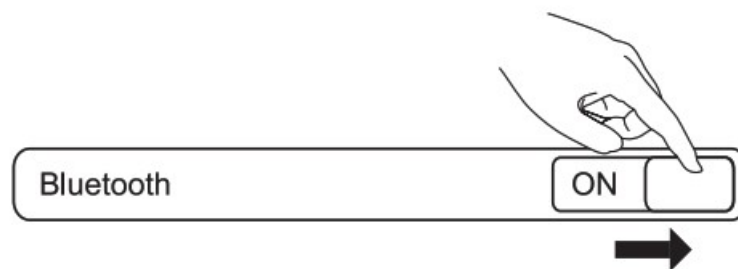


1. Turn on the keyboard by sliding the power button to the ON position. The 3 wireless channel LEDs



will be lit for 3 seconds and then one will begin flashing for up to 3 minutes as the keyboard automatically attempts to pair the 1st Bluetooth channel to your device.

2. Switch ON the Bluetooth function of your device and turn on Bluetooth search mode.



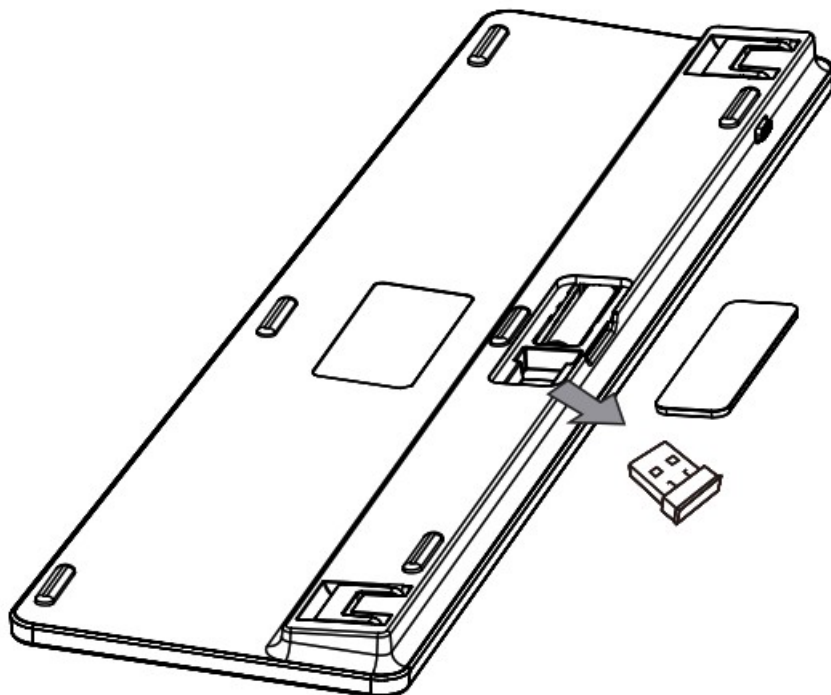
3. Select "EcoSmart Keyboard" in the bluetooth menu on your device.
4. Pairing will start automatically. Once the Targus EcoSmart Keyboard is connected to your device the LED will stop flashing.
5. To pair an additional device or replace a paired device, press and hold one of the two Bluetooth channel keys for 5 seconds to enter Bluetooth pairing mode.




6. Press the Bluetooth channel keys to switch between devices once multiple devices have been paired.


## Establishing the Connection of 2.4GHz Wireless

(A) Remove the USB receiver from the keyboard.






(B) Plug the USB A receiver into an available USB A port on your computer.



(C) Short press the key  to enter 2.4G mode, then the white LED indicator will light up and pair automatically.

### Help with setup: Keyboard is not working

- Restart your device and Power off/on your keyboard.


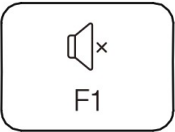

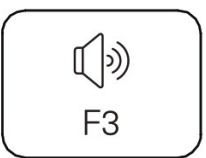
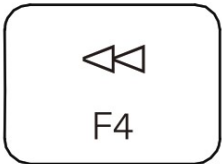

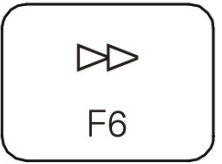

- Press the wireless channel keys    to choose your connection.

- After pairing for the first time, your device will automatically connect to the keyboard within 3-5 seconds the next time you turn on the keyboard.
- In case of connection failure, delete the keyboard from the bluetooth menu of your device, and try re-pairing the keyboard to your device.

### Power saving mode



When paired, the keyboard will enter into sleep mode after being idle for 10 minutes. To activate the keyboard, press any key and wait 3 seconds. If unpaired, the keyboard will enter sleep mode after 2 minutes.

### Function keys

Key	Windows	Android	IOS	macOS	ChromeOS
 <b>esc</b>	ESC	ESC	ESC	ESC	ESC
 <b>F1</b>	Mute	Mute	Mute	Mute	Mute
 <b>F2</b>	Volume –	Volume –	Volume –	Volume –	Volume –
 <b>F3</b>	Volume +	Volume –	Volume +	Volume +	Volume +
 <b>F4</b>	Previous track	Previous track	Previous track	Previous track	Previous track
 <b>F5</b>	Play/pause	Play/pause	Play/pause	Play/pause	Play/pause
 <b>F6</b>	Next track	Next track	Next track	Next track	Next track
 <b>F7</b>	Screen brightness –	Screen brightness –	Screen brightness –	Screen brightness –	Screen brightness –

 F8	Screen brightness +	Screen brightness +	Screen brightness +	Screen brightness +	Screen brightness +
 F9	Search	Search	Search	Search	Search
PrtScn F10	PrtScn	PrtScn	N/A	N/A	PrtScn
ScrLk F11	ScrLk	N/A	N/A	N/A	N/A
pause F12	Pause	N/A	N/A	N/A	N/A
 fn	Fn Lock	Fn Lock	Fn Lock	Fn Lock	Fn Lock
 num lock clear	Numlock	Numlock	N/A	Clear	N/A
insert	Insert	N/A	N/A	N/A	N/A
delete	Delete	Delete	Delete	Delete	Delete
7 home	Home	Home	N/A	Home	Home
1 end	End	End	N/A	End	End

	PgUp	PgUp	N/A	PgUp	PgUp
	PgDn	PgDn	N/A	PgDn	PgDn
	Win	Win	Option	Option	Win
	Alt	Alt	Cmd	Cmd	Alt

### Declaration of Conformity

Manufacturer: Targus International LLC  
 Address : 1211 North Miller Street  
 Anaheim, CA 92806 USA  
 Importer: Targus Europe Ltd.  
 Address: Fourth Floor, One London Road, Staines, TW18 4EX, UK

Tel: 1-714-765-5555  
 Fax: 1-714-765-5599  
 Internet: www.targus.com  
 Tel: +44 (0)20 8831 2000

We herewith confirm the following designated product Wireless Keyboard and Wireless Receiver,  
 Model No. AKB873(Wireless Keyboard), AKB873R(Wireless Receiver), Brand name "Targus",  
 complies with below UK legislation and relevant standards.  
 For the evaluation regarding the below legislation, the following standards were applied:  
 Radio Equipment Regulations 2017  
 ETSI EN 301 489-1 V2.2.3 (2019-11)  
 DRAFT ETSI EN 301 489-17 V3.2.5 (2022-08)  
 ETSI EN 300 328 V2.2.2 (2019-07); ETSI EN 300 440 V2.2.1 (2018-07)  
 EN 55032:2015+A1:2020; EN IEC 61000-3-2:2019+A1:2021  
 EN 55035:2017+A11:2020; EN 61000-3-3:2013+A2:2021  
 EN 62479: 2010; EN 50663:2017  
 BS EN IEC 62368-1:2020+A11:2020

The Restriction of the Use of Certain Hazardous Substances in Electrical and Electronic Equipment  
 Regulations 2012  
 EN IEC 63000:2018

This declaration of conformity is issued under the sole responsibility of the manufacturer.

Director, Targus - Global Sourcing Group


Function Title

06/26/2023 / Hong Kong

Date / Place of Issue

CF Ngoh

Name



Signed for and on behalf of Targus



**Targus®**

Declaration of Conformity



Manufacturer:	Targus International LLC	Tel:	1-714-765-5555
Address :	1211 North Miller Street, Anaheim, CA 92806 USA	Fax:	1-714-765-5599
Importer:	Targus Europe Ltd.	Internet:	www.targus.com
Address:	Targus EMEA Account Management Van Hilststraat 19, 5145 RK Waalwijk, NETHERLANDS	Tel:	+44 (0)20 8831 2000

We herewith confirm the following designated product Wireless Keyboard and Wireless Receiver.  
Model No. AKB873 (WIRELESS KEYBOARD), AKB873R (WIRELESS RECEIVER). Brand name  
"TARGUS", complies with the Radio Equipment Directive 2014/53/EU, EU ROHS Directive  
2011/65/EU and its amendment Directive (EU) 2015/863.

For the evaluation regarding the above Directives, the following standards were applied:  
RED: 2014/53/EU

ETSI EN 301 489-1 V2.2.3 (2019-11)  
DRAFT ETSI EN 301 489-17 V3.2.5 (2022-08)  
ETSI EN 300 328 V2.2.2 (2019-07); ETSI EN 300 440 V2.2.1 (2018-07)  
EN 55032:2015+A1:2020; EN IEC 61000-3-2:2019+A1:2021  
EN 55035:2017+A11:2020; EN 61000-3-3:2013+A2:2021  
EN 62479 :2010; EN 50663: 2017  
EN IEC 62368-1:2020+A11:2020

RoHS Directive: 2011/65/EU and its amendment Directive (EU) 2015/863  
EN IEC 63000:2018

Year to begin CE marking: 2023

Director, Targus - Global Sourcing Group	CF Ngoh
Function Title	Name

06/26/2023	/ Hong Kong	
Date	/ Place of Issue	Signed for and on behalf of Targus



### Supplier's Declaration of Conformity



Manufacturer/ Responsible Party :	Targus International LLC	Tel:	1-714-765-5555
Address :	1211 North Miller Street, Anaheim, CA 92806 USA	Fax:	1-714-765-5599
		Internet:	www.targus.com

Hereby declares that the Product

Trade name: **Targus**

Product name: Wireless Keyboard and Wireless Receiver

Model number(Reg#): AKB873(Wireless Keyboard), AKB873R(Wireless Receiver)

Conforms to the following specifications

**FCC CFR Title 47 Part 15 Subpart B and ANSI C63.4-2014 standard limits**  
The test data & results are referred to the test report Number: 230526028SZN-003  
230526025SZN-002


#### Supplementary Information:

This device complies with part 15 of the FCC Rules. Operation is subject to the following two conditions: (1) This device may not cause harmful interference, and (2) this device must accept any interference received, including interference that may cause undesired operation.

\_\_\_\_\_  
Director, Targus International LLC  
Function Title

\_\_\_\_\_  
Ngoh,CF  
Name

\_\_\_\_\_  
07/03/2023  
Date

\_\_\_\_\_  
  
Signed for and on behalf of Targus

## Technical support

For technical questions, please visit:

### Internet

US Internet: <http://targus.com/us/support>

Canada Internet: <http://www.targus.com/ca/support>

Australia

Internet: <http://www.targus.com/au/support>

Email: [infoaust@targus.com](mailto:infoaust@targus.com) Telephone: 1800-641-645

New Zealand Telephone: 0800-633-222

Latin America Email: [latam.soporte@targus.com](mailto:latam.soporte@targus.com)

English <https://uk.targus.com/pages/support>

Phone (language answered in):

Austria: 01 795 676 42 (German)

Belgium: 02-717-2451 (French)

Denmark: +45 35 25 87 51 (English)

Finland: +358 922948016 (English)

France: 01-6453-9151 (French)

Germany: 0211-6579-1151 (German)

Netherlands: 02 0504 0671 (English)

Norway: +4722577729 (English)

Portugal: +351 21 415 4123 (English)

South Africa: +27 211 003 270 (English) – Calls answered 10am-6pm South African time

Spain: 91 745 6221 (Spanish)

Sweden: 08-751-4058 (English)

Switzerland: +41 (0) 44 212 0007 (French or German)

UK: 020-7744-0330 (English)

Eastern Europe and others not listed above:

+44 (0) 207 744 0330 (English)

Warning: Changes or modifications to this unit not expressly approved by the party responsible for compliance could void the user's authority to operate the equipment.

## Warranty

### 2 YEAR LIMITED WARRANTY

PORTUGAL and SPAIN CUSTOMERS: 3 YEARS LIMITED WARRANTY OR AS REQUIRED BY LOCAL LAWS

We pride ourselves on the quality of our products. For complete warranty details and a list of our worldwide offices, please visit [www.targus.com](http://www.targus.com)

Features and specifications are subject to change without notice. All trademarks and registered trademarks are the property of their respective owners. All rights reserved.

©2023 Manufacturer: Targus International LLC, 1211 North Miller Street, Anaheim, CA 92806; Importer: Targus Europe Ltd., Fourth Floor, One London Road, Staines, TW18 4EX, UK

### Australian And New Zealand Consumers Only

Thank you for your purchase. Targus warrants to the original purchaser that its products are free from defects in materials and workmanship and, during the specified warranty period, and lasts as long as the original purchaser owns the product. The warranty period is stated on the packaging or in the documentation provided with this Targus product. Targus' Limited Product Warranty excludes damage caused by accident, neglect, abuse, misuse, improper care, normal wear and tear, ownership transfer, or alteration. The limited warranty also excludes any product that is not manufactured by Targus (including, without limitation, laptops, smartphones, devices, tablets, or any other non-Targus item) that is used in connection with the Targus product.

In the event that the Targus product has a defect in materials or workmanship Targus will, after receiving a warranty claim and inspecting the product, at its discretion, do one of the following: repair, replace, or refund with the same or a similar product (or part) of no lesser quality and ship it to the original purchaser at Targus' expense. As part of this inspection, proof of purchase will be required. There is no charge for inspection. To make a warranty claim, please contact Targus Australia or New Zealand (see details below), or return the product to the place of purchase. The original purchaser must bear the cost of the delivery to Targus.

Under Australian and/or New Zealand Consumer Laws, in addition to any warranty Targus gives, our products come with guarantees that cannot be excluded. You are entitled to a replacement or refund for a major failure and compensation for any other reasonably foreseeable loss or damage. You are entitled to have the products repaired or replaced if they fail to be of acceptable quality and the failure does not amount to a major failure.

For any warranty question, contact Targus Australia Pty. Ltd. (i) by mail at Suite 2, Level 8, 5 Rider Boulevard, Rhodes NSW 2138, by phone AUS 1800 641 645 or NZ 0800 633 222 or by Email: [infoaust@targus.com](mailto:infoaust@targus.com). For additional information, check out our website at [targus.com/au/warranty](http://targus.com/au/warranty).

Regulatory compliance (applicable to products with electronic circuitry/parts only)

This device complies with Part 15 of the FCC Rules. Operation is subject to the following two conditions: (1) This device may not cause harmful interference, and (2) this device must accept any interference received, including interference that may cause undesired operation.

## FCC statement

### Tested to Comply

This equipment has been tested and found to comply with the limits for a Class B digital device, pursuant to Part 15 of the FCC Rules. These limits are designed to provide reasonable protection against harmful interference in a residential installation. This equipment generates, uses and can radiate radio frequency energy and, if not installed and used in accordance with the instructions, may cause harmful interference to radio communications. However, there is no guarantee that interference will not occur in a particular installation.

If this equipment does cause harmful interference to radio or television reception, which can be determined by turning the equipment off and on, the user is encouraged to try to correct the interference by one or more of the following measures:

- Reorient or relocate the receiving antenna.
- Increase the separation between the equipment and receiver.
- Connect the equipment into an outlet on a circuit different from that to which the receiver is connected.
- Consult the dealer or an experienced radio/TV technician for help.

#### IC statement

This device contains licence-exempt transmitter(s)/receiver(s) that comply with Innovation, Science and Economic Development Canada's licence-exempt RSS(s). Operation is subject to the following two conditions:

1. This device may not cause interference.
2. This device must accept any interference, including interference that may cause undesired operation of the device.

#### Declaration of conformity

Hereby, Targus, declares that this device is in compliance with the essential requirements and other relevant provisions of Directive 2014/53/EU.

#### Targus recycling directive

At the end of this product's useful life please dispose at an appropriate recycling collection point provided in your country.

#### 2 YEARS LIMITED WARRANTY

#### PORTUGAL and SPAIN CUSTOMERS: 3 YEARS LIMITED WARRANTY

OR AS REQUIRED BY LOCAL LAWS

Targus, EcoSmart, and DefenseGuard are trademarks or registered trademarks of Targus International LLC in the U.S. and in certain other countries. USB-C is a registered trademark of USB Implementers. Windows is a registered trademark or trademark of Microsoft Corporation in the United States and/or other countries. macOS is a trademark of Apple Inc., registered in the U.S. and other countries. iOS is a trademark or registered trademark of Cisco in the U.S. and other countries and used by Apple Inc. under license. Android is a trademark of Google LLC. Bluetooth is a registered trademark of Bluetooth SIG, Inc. All logos and registered trademarks are the property of their respective owners. ©2023 Manufacturer: Targus International LLC, 1211 North Miller Street, Anaheim, CA 92806; Importer: Targus Europe Ltd., Fourth Floor, One London Road, Staines, TW18 4EX, UK. All rights reserved. Australian and New Zealand customers, please see inside of the packaging for warranty details.

Wireless Keyboard: AKB873

FCC ID: OXM000149

IC: 27357-00018

Wireless Receiver: AKB873R


FCC ID: OXM000150

IC: 27357-00019



410-4556-001A / AKB873US

#### Documents / Resources



[Targus AKB873 EcoSmart Full Size Wireless Keyboard](#) [pdf] User Guide

AKB873, AKB873R, AKB873US, AKB873 EcoSmart Full Size Wireless Keyboard, EcoSmart Full Size Wireless Keyboard, Full Size Wireless Keyboard, Wireless Keyboard, Keyboard

## References

- [!\[\]\(3da2b303d29c1ea489bbe26a3f5ac664\_img.jpg\) Warranty | Targus – Targus Australia](#)
- [!\[\]\(9421cea5a5b5319f79b58962509475ab\_img.jpg\) Customer Support | Targus](#)
- [!\[\]\(17cce402a0380c36f25e02ecf91578f5\_img.jpg\) Targus | Backpacks, Docking Stations & Computer Accessories](#)
- [!\[\]\(1086da34995924f924c8e8e23387d139\_img.jpg\) Customer Support – Targus Australia](#)
- [!\[\]\(ffa6dd4cd8800071ccc1a355540c540c\_img.jpg\) Customer Support | Targus – Targus CA](#)
- [!\[\]\(dfba61b58454dd961d978e324a1fb5e5\_img.jpg\) Kundensupport | Beantworten Sie Ihre Fragen online | Bestellen Sie noch heute! - Targus Europa](#)
- [!\[\]\(9580d03b8c5bd7e23dc602a02886460d\_img.jpg\) Atenci3n al cliente | Responda a sus preguntas en lAnea | Haga su pedido hoy mismo - Targus Europa](#)
- [!\[\]\(406c76dc95713637836155a54c3b56d5\_img.jpg\) Support clientAile | RApondez A vos questions en ligne | Commandez dA's aujourd'hui ! - Targus Europe](#)
- [!\[\]\(b950fe96ed6737d8544db83990032195\_img.jpg\) Customer Support | Answer Your Questions Online | Targus – Targus UK](#)